

Single Field Analysis

Eye: Right

| | | |
|--------------------|-------------|---------------|
| Name: RAGHUPATHY,R | ID: 1656335 | DOB: 1/1/1932 |
|--------------------|-------------|---------------|

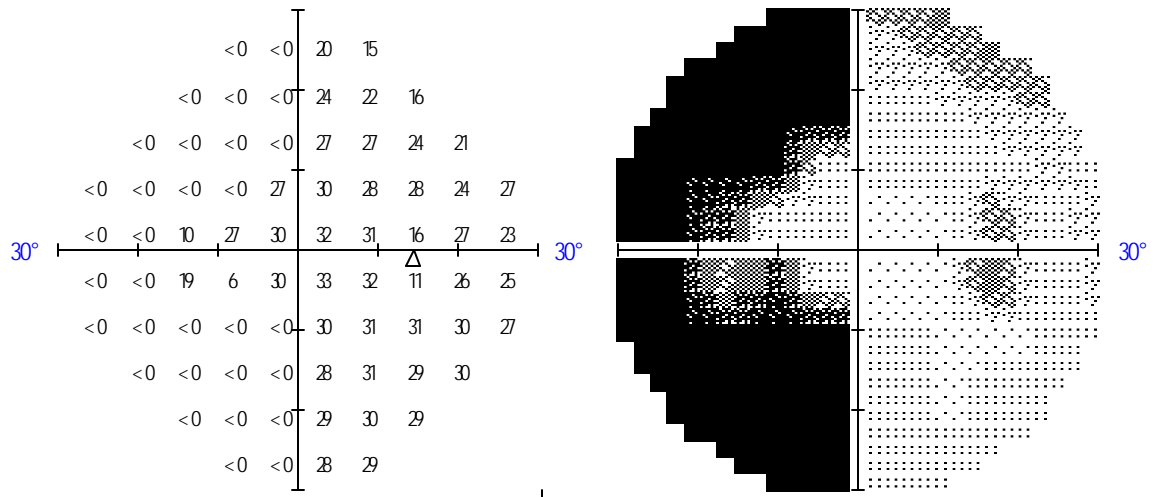
Central 30-2 Threshold Test

Fixation Monitor: Blindspot
 Fixation Target: Central
 Fixation Losses: 0/13
 False Pos Errors: 0%
 False Neg Errors: 12%
 Fovea: 38dB

Stimulus: Ill, White
 Background: 31.5 asb
 Strategy: SITA Fast

Pupil Diameter: 3.50mm
 Visual Acuity: 1.00
 Rx: +6.00 DS +1.25 DC X 180°

Test Date: 3/22/2008
 Test Time: 11:58:31 AM
 Test Duration: 06:16
 Age: 76



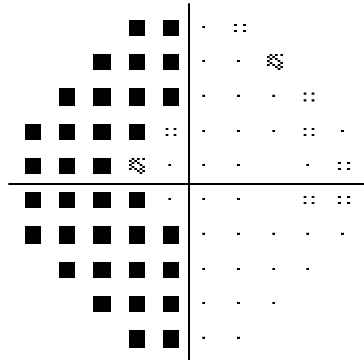
| | | | | | | | | | |
|----|----|-----|----|----|----|----|----|----|----|
| 25 | 25 | -3 | -8 | | | | | | |
| 27 | 28 | 28 | -1 | 4 | -9 | | | | |
| 28 | 30 | 30 | 30 | -1 | -1 | -3 | -6 | | |
| 27 | 30 | 31 | 32 | -3 | 0 | -1 | -1 | -3 | -1 |
| 28 | 31 | 20 | -4 | -2 | 1 | 1 | -2 | -5 | |
| 28 | 31 | -12 | 25 | -2 | 1 | 1 | -4 | -4 | |
| 28 | 30 | 32 | 33 | 34 | -2 | 0 | 1 | 0 | -1 |
| 29 | 31 | 32 | 32 | -2 | 1 | 0 | 1 | | |
| 29 | 30 | 31 | 0 | 1 | 0 | | | | |
| 29 | 29 | 1 | 1 | | | | | | |

| | | | | | | | | | |
|----|----|-----|----|----|-----|----|----|----|----|
| 26 | 26 | -3 | -8 | | | | | | |
| 28 | 28 | 28 | -2 | 4 | -10 | | | | |
| 29 | 30 | 31 | 31 | -1 | -1 | -3 | -6 | | |
| 28 | 30 | 32 | 33 | -4 | -1 | -1 | -1 | 4 | -1 |
| 29 | 31 | 21 | -4 | -2 | 0 | 0 | -2 | -5 | |
| 29 | 31 | -12 | 26 | -3 | 1 | 1 | -4 | -4 | |
| 28 | 31 | 33 | 34 | 34 | -2 | 0 | 1 | 0 | -2 |
| 30 | 31 | 32 | 33 | -2 | 1 | -1 | 0 | | |
| 30 | 31 | 31 | -1 | 0 | 0 | | | | |
| 29 | 30 | 0 | 1 | | | | | | |

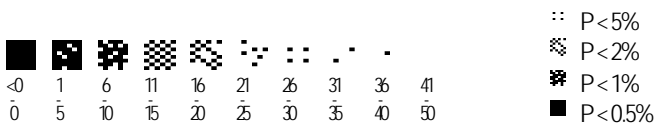
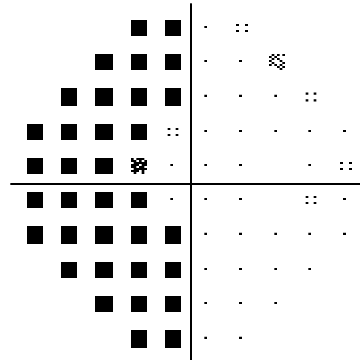
GHT: Outside Normal Limits

MD: -14.56dB P < 0.5%
PSD: 16.00dB P < 0.5%

Total Deviation



Pattern Deviation



Ensemble A2
HFAll 750-7274/A12.3