

Single Field Analysis

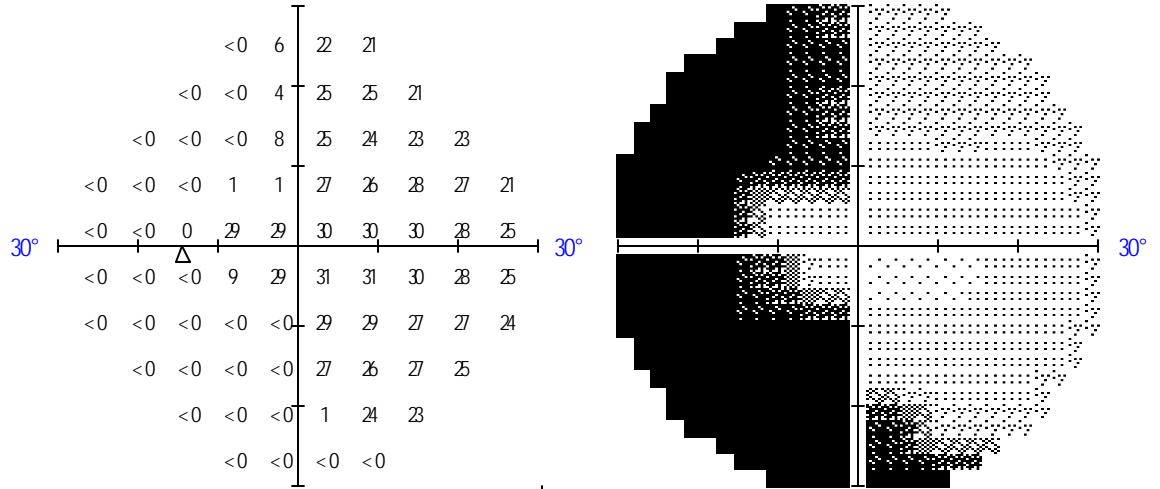
Eye: Left

Name:	RAGHUPATHY,R	ID:	1656335	DOB:	1/1/1932
-------	--------------	-----	---------	------	----------

Central 30-2 Threshold Test

Fixation Monitor: Blindspot Stimulus: Ill, White Pupil Diameter: 3.50 mm Test Date: 3/22/2008
 Fixation Target: Central Background: 31.5 asb Visual Acuity: 1.00 Test Time: 12:09:17 PM
 Fixation Losses: 0/14 Strategy: SITA Fast Rx: +6.75 DS DC X ° Test Duration: 06:02
 False Pos Errors: 0% Age: 76
 False Neg Errors: 22%

Fovea: 37 dB



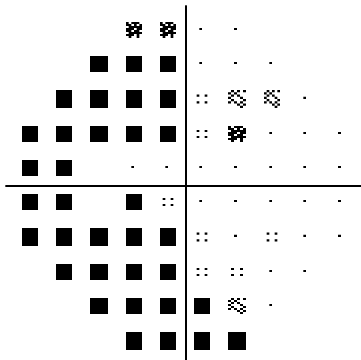
25	17	-1	-2						
27	27	-2	-1	-1	4				
28	29	30	20	-4	-4	-5	-3		
29	30	31	28	29	-3	-4	-2	-1	-4
30	31	-2	-2	-1	-1	-1	-1	-1	-1
31	31	23	-3	-1	-1	-1	-1	-1	-1
31	31	32	33	33	-3	-2	-3	-1	-2
31	32	32	32	-3	-4	-2	-3		
31	31	31	27	-5	-4				
30	30	29	29						

24	-16	0	-1						
26	26	21	-1	0	-3				
27	28	29	19	-3	-3	4	-2		
28	29	30	27	28	-2	-3	-1	0	-3
29	30	-1	-1	0	0	0	0	0	0
30	30	22	-2	0	0	0	0	0	0
30	30	31	32	32	-2	-1	-2	0	-1
30	31	31	31	-2	-3	-1	-2		
30	30	30	27	-4	-3				
29	29	28	28						

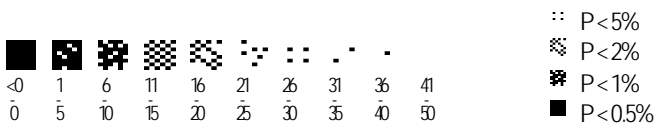
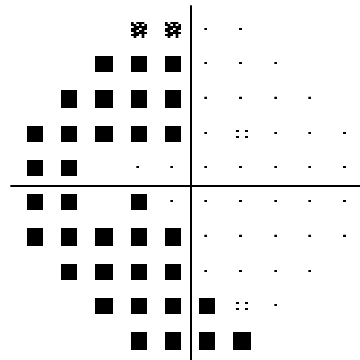
GHT: Outside Normal Limits

MD: -13.28 dB P < 0.5%
PSD: 15.21 dB P < 0.5%

Total Deviation



Pattern Deviation



Ensemble A2
HFAII 750-7274/A12.3