



**MEDICAL  
RESEARCH  
FOUNDATION**

## ACTIVITY REPORT **2024-2025**



[WWW.SANKARANETHRALAYA.ORG](http://WWW.SANKARANETHRALAYA.ORG)

## TABLE OF CONTENT

<b>Chairman's Message</b> .....	<b>Page 3</b>
<b>President's Message</b> .....	<b>Page 4</b>
<b>Honorary Secretary's Message</b> .....	<b>Page 5</b>
<b>Honorary Treasurer's Message</b> .....	<b>Page 6</b>
<b>Sankara Ratna Award</b> .....	<b>Page 7</b>
<b>2<sup>nd</sup> Dr. SS Badrinath Endowment Lecture</b> .....	<b>Page 8</b>
<b>Community Service</b> .....	<b>Page 12</b>
<b>Occupational Optometry Services</b> .....	<b>Page 15</b>
<b>The Sankara Nethralaya Academy</b> .....	<b>Page 27</b>
<b>Elite School of Optometry</b> .....	<b>Page 35</b>
<b>SNSC Clinical Laboratory</b> .....	<b>Page 46</b>
<b>CU Shah Ophthalmic PG Training Center</b> .....	<b>Page 52</b>
<b>Department of Resource Mobilization</b> .....	<b>Page 59</b>
<b>Awards &amp; Recognition</b> .....	<b>Page 65</b>
<b>Internal Events &amp; Conferences</b> .....	<b>Page 74</b>
<b>Research &amp; Publication</b> .....	<b>Page 82</b>



## BRANCHES

- Sankara Nethralaya, Padma Bhushan Dr. SS Badrinath Campus, 41/18, College Road, Chennai 600 006.
- Sankara Nethralaya, Jaslok Community Ophthalmic Center, Dr. V.G. Appukutty Campus, No.8, GST Road, St. Thomas Mount, Chennai – 600 016.
- Jagadguru Kanchi Sri Chandrasekarendra Saraswathi Nethra Nilayam, No. 21, Dr. SS Badrinath Road, Chennai 600 006.
- C.U.Shah Sankara Nethralaya, No. 8, GST Road, St.Thomas Mount, Guindy, Chennai 600 016.
- Sankara Nethralaya R A Puram, New No.30, Old No.73, Kamarajar Salai, R A Puram, Chennai 600 028.
- Smt. T.K. Lakshmi Ammal and Smt. T.K. Alamelu Ammal Sankara Nethralaya, New No. 39, old no. 19, 1st Main Road, East Shenoy Nagar, Chennai 600 030.
- Suraj Sankara Nethralaya, No. 34, Dharmaraja Koil Street, Chetpet Post & Taluk, Tiruvannamalai Dt, Pincode 606 801.
- Sankara Nethralaya (ABSN), Kolkata, 147/1, Mukundapur, E.M. Bypass, Kolkata – 700 099.
- Sankara Nethralaya (KBSN), Newtown, Plot No – DJ – 16, Premises No: 25-3333, Action Area – 1D, New Town, Kolkata – 700 156.
- Sankara Nethralaya, RSM Square, No. 10, Raja Subodh Mullick Square, Kolkata – 700 013.
- Sri City Sankara Nethralaya, Sri City Medical Care Center 305, North, 2nd street, Sector 3, Sri City, Varadaiahpalem Mandal Chittoor Dist, AP-517 541.

## **DR. T.S. SURENDRAN**

### **CHAIRMAN**

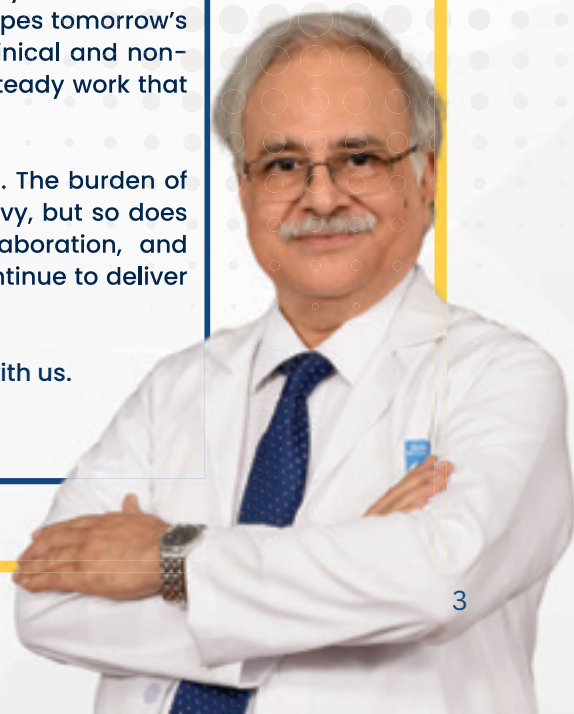
As we look back on the period under review, I am humbled by the commitment of the Sankara Nethralaya family to our mission—providing world-class eye care to all, irrespective of economic or social standing.

This year has been one of quiet strength and meaningful impact. Our teams performed thousands of surgeries with precision and compassion, and our community outreach programs continued to reach the unreached, taking quality eye care to the remotest corners of the country. Each milestone—whether a child seeing clearly for the first time, or an elderly patient regaining independence—reminds us why we do what we do.

Behind the scenes, our donors, volunteers, and supporters have remained pillars of strength. Their faith and generosity fuel our ability to serve. Our research teams too have stayed focused, contributing to the science that shapes tomorrow's care. And to our dedicated staff, clinical and non-clinical—thank you for your silent, steady work that speaks volumes.

The path ahead will ask more of us. The burden of preventable blindness remains heavy, but so does our resolve. With innovation, collaboration, and empathy, I am confident we will continue to deliver treatment and hope.

Thank you for walking this journey with us.





## DR. GIRISH SHIVA RAO PRESIDENT

It has been a year of decisions, steady progress, and holding course.

Not everything made headlines. But quietly, in corners that matter, things began to shift. Small steps gathered meaning. And that made all the difference.

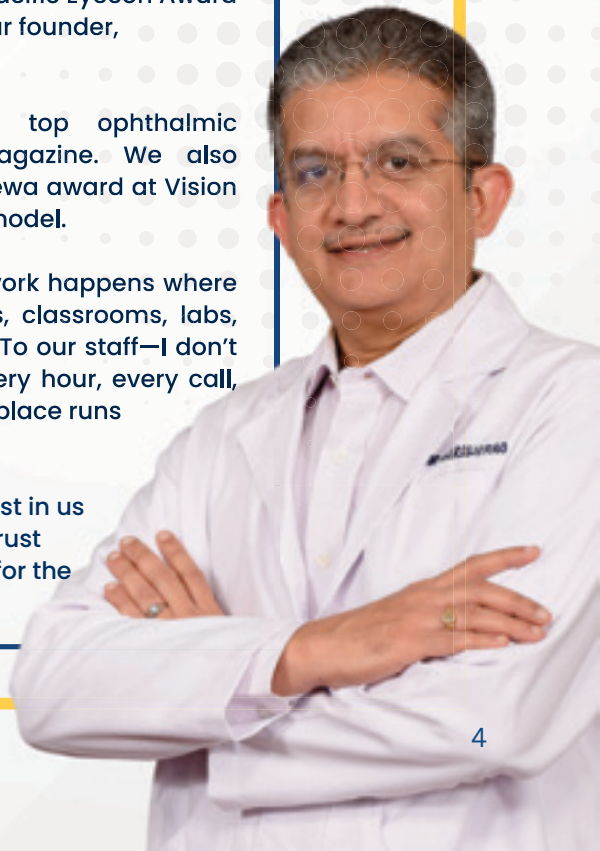
We added a modular OT complex at JKC. A fourth MESU unit was launched in Puttaparthi. The Elite School of Optometry opened its doors in Kolkata. A training partnership took shape with the Philippines Society of Public Health and Occupational Optometry. More than headline projects, these are needs met.

At the 2025 APAO-AIOS conference, our consultants received several awards across research and clinical sessions. Books authored by them were released at the opening ceremony. The Asia-Pacific Eyecon Award was conferred posthumously on our founder, Dr. S.S. Badrinath.

We were ranked among the top ophthalmic institutions by The Outlook Magazine. We also received the Sri Sant Hirdharam Sewa award at Vision 2020 for our community eye care model.

It's good to be seen. But the real work happens where there are no cameras. In villages, classrooms, labs, dark rooms, clinics, and corridors. To our staff—I don't say this lightly. Thank you. For every hour, every call, every surgery, every decision. This place runs because you carry it.

To our donors—you placed your trust in us again. We are aware of what that trust means. Your support makes room for the kind of work that lasts.



## MR. G. RAMACHANDRAN HONY. SECRETARY

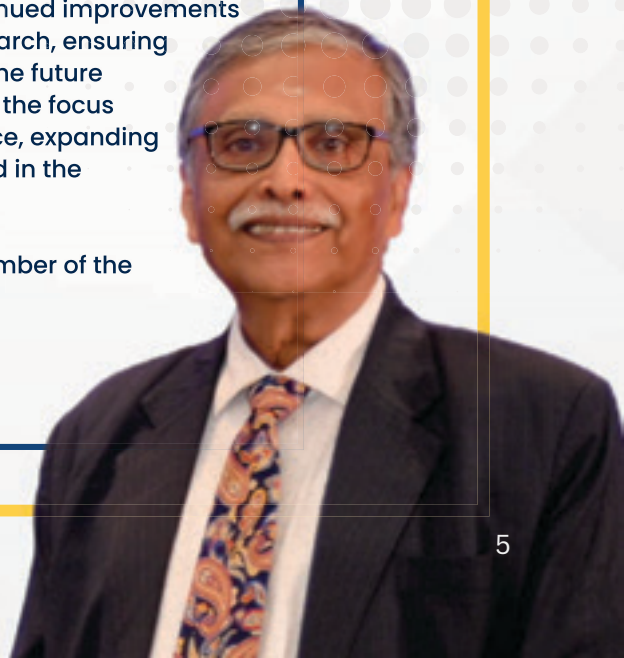
The year 2024–2025 has been a reaffirmation of Sankara Nethralaya's core values—clinical excellence, education, and patient care. As we present this annual activity report, I am reminded that the strength of our institution remains in the dedication of every individual who contributes to our mission.

This year, our teams came together across departments and locations to achieve milestones. From performing over 57,000 surgeries, including nearly 18,000 free of cost, to launching our fourth Mobile Eye Surgical Unit (MESU) in Puttaparthi, Andhra Pradesh, our efforts have remained rooted in community outreach.

The data you will find in the following pages represent more than achievements—they are the result of coordinated teamwork, long hours, and resilience. Our clinical departments, academic divisions, support staff, and outreach units have all played vital roles in delivering quality eye care while upholding the trust that patients and well-wishers place in us.

It is heartening to note the continued improvements in the areas of training and research, ensuring that we invest meaningfully in the future of eye health. As we look ahead, the focus remains on sustaining our service, expanding our reach, and staying grounded in the founding principles.

My heartfelt thanks to every member of the Sankara Nethralaya family.



## MR. KANNAN NARAYANAN HONY. TREASURER

As we march confidently towards our Golden Jubilee in 2028, it is very heartwarming to note the organization's focus continues to be on the founding principles of quality medical service to all, capacity building through academics and training, and advancing medical care through appropriate research – both in-house, and in collaboration with reputed institutions.

More than 40% of the consultations of the institution continues to be free of charge to the deserving, while more than 30% of the surgeries are provided free. In addition, substantial discounts are being granted to patients who cannot afford the full tariff. MRF's unique Mobile Eye Surgical Units reach out to the remote villages and ensure quality eye care is provided at the doorstep of these villages. These efforts of our institution go a long way to the nation's objective of reducing avoidable blindness to 0.25% of the population.

I sincerely thank our dedicated staff for their unswerving and uncompromising service to society. I also thank the various donors who are pillars of strength in our mission. Our special thanks are due to Sankara Nethralaya, USA Trust, for their unstinting support to our Mobile eye surgery operations.

With the support of our esteemed team and our donors, I am confident our institution will ensure our resources – financial, physical and human – are put to full use towards the achievement of our objectives.





## SANKARA RATNA AWARD TO MR. S. RAMADORAI

On March 27, 2025, Mr. S. Ramadorai, former Chief Executive Officer and Managing Director of Tata Consultancy Services (TCS), was conferred the Sankara Ratna Award 2024 in recognition of his long-standing association with Sankara Nethralaya and his contributions to national development.

The award was presented by Dr. Palanivel Thiagarajan, Honourable Minister for Information Technology and Digital Services, Government of Tamil Nadu, at a formal ceremony held at hotel Taj Coromandel, Chennai.

The event also saw businessman Sri. Nalli Kuppaswami being felicitated. Dr Girish S Rao handed over a memento. Dr. T S Surendran, Mr. G Ramachandran, and Head of Preventive Ophthalmology and Electronic Medical Records Dr R.R. Sudhir addressed the gathering.







## 2ND DR. S.S. BADRINATH ENDOWMENT LECTURE

Dr. M. S. Ravindra, Chairman and Managing Director of Karthik Netralaya, delivered the second Dr. S. S. Badrinath Endowment Lecture at the Dr. S. S. Badrinath Campus on March 1, 2025. His address titled "My Journey with Dr. S. S. Badrinath" was personal and reflective. A special video message was presented by Padma Vibhushan Dr. Prathap C. Reddy, Founder and Chairman of Apollo Hospitals Group.

Chairman Dr. T. S. Surendran and President Dr. Girish Shiva Rao participated in the event, along with senior consultants, consultants, and staff members.

The endowment lecture series, inaugurated after Dr. Badrinath's passing, features prominent figures in the field and serves an educational purpose. The first lecture was delivered by Dr. Gopalkrishna Gandhi.



## NEW MODULAR OT COMPLEX AT JKCN CAMPUS



New Modular OT complex was inaugurated at our JKCN campus.

We extend our gratitude to the donors who played a crucial role in the construction of this new OT complex.

## ELITE SCHOOL OF OPTOMETRY LAUNCHED IN KOLKATA

The first branch of optometry school in Kolkata was opened on August 24, 2024.

Speaker of the West Bengal Assembly, Mr. Biman Banerjee, inaugurated the new branch of Elite School of Optometry.



## AGASTYA TNK SANKARA NETHRALAYA: BHOOMI POOJA



A Bhoomi Pooja ceremony for Agastya TNK Sankara Nethralaya, Tondiarpet, Chennai was held on June 16, 2024. The event was graced by His Holiness Jagadguru Shankara Vijayendra Saraswathi Swamigal.



## NETHRA KUMBH SCREENING DRIVE



During the Nethra Kumbh outreach initiative (January–February 2025), Sankara Nethralaya teams screened 13,403 pilgrims.

- 9,617 individuals received spectacles.
- 1,590 were referred for further evaluation or surgical intervention.

The multi-departmental effort reflected coordinated field management and sustained service delivery under challenging conditions.





## RENOVATED PAEDIATRIC OPTICAL STORE & LOW VISION SERVICES FLOOR

A newly renovated Paediatric Optical Store was opened on the hospital's 5th floor offering a dedicated space tailored to the visual needs of children.

The redesigned store features a wide selection of eyewear, ranging from flexible and durable frames to stylish non-flexible designs, with a focus on safety and comfort. The child-friendly setting includes a refurbished play area with superhero-themed décor.

In addition to paediatric optical services, the 5th floor also accommodates Low Vision Services for patients of all ages. These services provide assistive devices and rehabilitation support for individuals with vision loss that cannot be fully corrected through conventional medical or surgical treatments.

# COMMUNITY SERVICES

FREE OPD	FREE SURGERIES
3,69,251	17,579



## MOBILE EYE SURGICAL UNIT

- Tamil Nadu - 2064 surgeries
- Jharkhand - 1140 surgeries
- Telangana - 1726 surgeries
- Andhra Pradesh - 114 surgeries



## OCCUPATIONAL OPTOMETRY SERVICE

- 97 Camps
- 9,070 comprehensive eye screenings



## ELITE SCHOOL OF OPTOMETRY, THE SANKARA NETHRALAYA ACADEMY

- 253 camps in schools, 36 camps for adults
- 95,750 school children, 2218 adults screened



## TELEOPHTHALMOLOGY

- 170 camps
- 19,872 comprehensive eye screening
- 481 Tele consultations



## SN DEED (DOORSTEP EYE CARE SERVICES FOR THE ELDERLY AND DIFFERENTLY-ABLED)

- 872 patients reached
- GCON: 531 patients
- PCON: 341 patients



# MOBILE EYE SURGICAL UNIT



# MESU IN ACTION

## TAMIL NADU



## TELANGANA



## JHARKHAND



## ANDHRA PRADESH





# OCCUPATIONAL OPTOMETRY SERVICES



## PARTNERSHIP WITH OCI FOR NATIONAL OUTREACH



In collaboration with the Optometry Confederation of India (OCI), OOS is training institutes in Visual Task Analysis for weavers under a project with Mission for Vision. The initiative has reached Tamil Nadu and Mumbai.

## 700 DRIVERS SCREENED BY OOS IN CHENNAI

Approximately 700 drivers from the Greater Chennai Corporation were screened to improve road safety through vision health assessments and early intervention.



## GLOBAL PACT WITH PHILIPPINES OPTOMETRY BODY



OOS has signed an MoU with the Philippines Society of Public Health and Occupational Optometry to offer a certification program combining online modules and in-person sessions—marking a major step in global expansion.

## RELEASE OF GUIDELINES ON IMPROVING VISUAL HEALTH IN THE DIGITAL AGE – 14TH DECEMBER 2024



The Department of Occupational Optometry Services of Sankara Nethralaya and Optometry Confederation of India (OCI) released guidelines on “Improving Visual Health in the Digital Age” in December 2024. Shri. S. Ramadorai, former Chief Executive Officer and Managing Director, TATA Consultancy Services and Chairman, Kalakshetra Foundation, released the guidelines.

Shri. P.P. Santanam, former Principal, Elite School of Optometry and adviser of Occupational Optometry Services, Chairman Dr. T.S. Surendran, and President Dr. Girish Shiva Rao graced the occasion.



# 2024-2025 AT A GLANCE



7,162

**Beneficiaries**

5,539

**Pairs of Spectacles**

1,908

**Industrial/organized  
sectors**





# 2024–2025 AT A GLANCE

## **Unorganized Sectors (Tamil Nadu and Kolkata):**

- Benefited 7,162 workers (including weavers, drivers, and agricultural laborers)
- Conducted comprehensive eye examinations
- Dispensed 5,539 spectacles, enhancing visual efficiency and workplace safety
- 18.3% increase from the previous year

## **Industrial/Organized Sector (Chennai):**

- Provided periodic eye examinations to 1,908 employees
- Covered 10 industries, including 5 newly added this year
- Industries availed spectacle and safety eyewear services from OOS
- 29.1% increase from the previous year

### **Color Vision Clinic:**

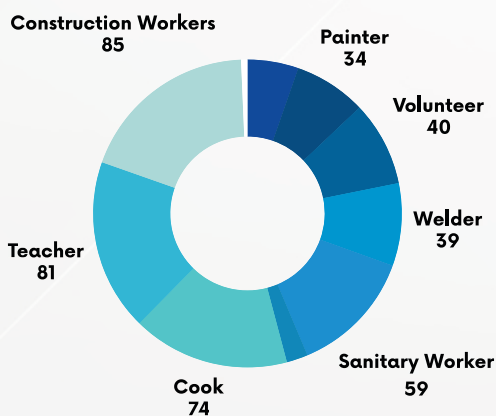
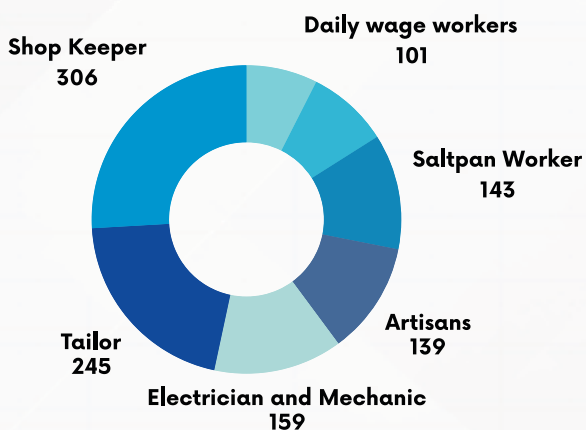
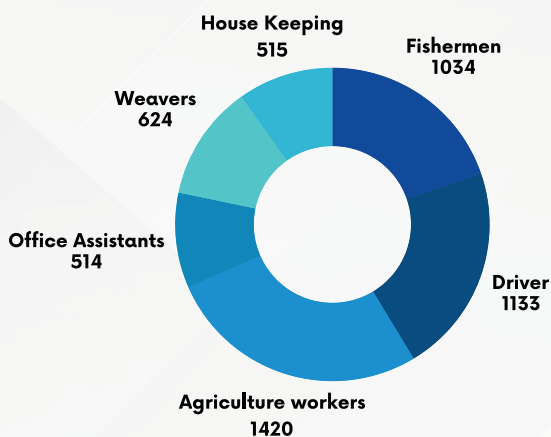
Around 120 patients visited for:

- Pre-employment eye and color vision assessments
- Periodic color vision examinations
- Glare and contrast sensitivity assessments



**4.7 times  
increase from  
the previous  
year**

# BENEFICIARY DETAILS



# OCCUPATIONAL OPTOMETRY SERVICE CAMPS








## CONFERENCES & SEMINARS

**OPTINT 2024** (August 31 – September 1, 2024, Sri Ramachandra Institute of Higher Education and Research, Porur)

- **Visual and Ocular Profile of Rubber Plantation Workers in Kerala** | Speaker: Ms Jeevitha Asokan, Optometrist | Mode: Poster Presentation
- **Neuro-rehabilitation and visual perception training for persons with alexia/agnosia** | Speaker: Ms Indira Rengarajan, Optometrist | Mode: Poster Presentation
- **Impact of Contrast Sensitivity on Driving Skills of Drivers with Visual Impairment** | Speaker: Mr Luouie Bastin, Student, Masters in Optometry | Mode: Poster Presentation
- **Does Assistive Technology Help at the Workplace in Persons with Visual Impairment?** | Speaker: Ms Akshaya S, Student, Masters in Optometry | Mode: Oral Presentation
- **Adaptation To Computer Modification For Color Vision In Activities Of Daily Living** | Speaker: Ms Srinidhi V T, Student, Masters in Optometry | Mode: Oral Presentation

**VISION 2020** – Annual National Conference (July 5–7, 2024, Christian Medical College and Hospital, Ludhiana, Punjab)

- **Knowledge Attitude and Practice of Sun Protective Behaviour among Unorganized Sector Workers from Tamil Nadu** | Speaker: Ms Janani S, Optometrist, Occupational Optometry Services | Mode: Poster Presentation



## CONFERENCES & SEMINARS

**Low Vision Awareness Program** (September 16–17, 2024, 44th Low Vision Awareness Program, LVPEI)

- **Does Low Vision Devices Help at the Workplace in Persons with Visual Impairment?** | Speaker: Ms Akshaya S, Student, Masters in Optometry | Mode: Paper Presentation
- **Comparison of Artificial Intelligence Devices: OrCam MyEye and Smart Vision Glasses** | Speaker: Ms Lavanya R | Mode: Paper Presentation

**SEEING CVI** (November 23, 2024, LVPEI, Hyderabad)

- **Impact of Early Intervention Strategies Among Children with Cortical Visual Impairment** | Speaker: Ms Nandini G, Student, Masters in Optometry | Mode: Paper Presentation

**Dr S Narasimhan Memorial Scientific Session** (September 28, 2024, 12th Dr S Narasimhan Memorial Award)

- **Assessing Visual Demands and Ocular Health in Coastal Fishermen of Tamil Nadu: The Impact of Sun Protection and Spectacle Use** | Speaker: Ms Pavithra R | Mode: Paper Presentation
- **Utilisation and Challenges in Adapting Low Vision Devices and Assistive Technologies in the Workplace for People with Visual Impairment** | Speaker: Ms Akshaya S, Student, Masters in Optometry | Mode: Paper Presentation
- **Comparison of the Performance of OrCam MyEye and Smart Vision Glasses Among Patients with Visual Impairment** | Speaker: Ms Lavanya R, Student, Masters in Optometry | Mode: Paper Presentation



## CONFERENCES & SEMINARS

- **Impact of Early Intervention Strategies Among Children with Cortical Visual Impairment** | Speaker: Ms Nandini G | Mode: Paper Presentation

**ASCON 2025** (November 29, 2024, 4th ASCON, Goa)

- **Synergistic Approaches: Early Multidisciplinary Intervention in Hypoxic-Ischemic Encephalopathy Recovery** | Speaker: Ms Jayanthi Suresh | Mode: Poster Presentation

**OCCUCON 2025** (January 29 – February 1, 2025, Radisson Blu Hotels and Suites GRT, Chennai)

- **Ophthalmic Nurses and Their Visual Demands – Role of Optical Aids in Meeting the Crucial Visual Demands** | Speaker: Dr Rashima A | Mode: Paper Presentation
- **Employers' Perspectives on Employing Individuals with Color Vision Deficiency in Industries** | Speaker: Ms Janani S | Mode: Paper Presentation
- **Assessing Visual Demands and Ocular Health in Coastal Fishermen of Tamil Nadu: The Impact of Sun Protection and Spectacle Use** | Speaker: Ms Jeevitha Asokan | Mode: Paper Presentation
- **Utilisation and Challenges in Adapting Low Vision Devices and Assistive Technologies in the Workplace for People with Visual Impairment** | Speaker: Ms Indira Rengarajan | Mode: Paper Presentation

## AWARDS & RECOGNITIONS

- Golden Jubilee Medal for Best Scientific Presentation – **Dr. Rashima A** during the Dr. C. K. Ramachandar Award and CME Lecture for the presentation titled “Barriers to Seeking Eye Care – Perspectives of Workers from the Unorganised Sector.”
- BEL-IND Award for Best Scientific Paper – **Dr. Rashima A** during the 74th/75th National Conference of the Indian Association of Occupational Health – OCCUCON 2024, for the same research work.
- Empowering Women Award – Presented to **Dr. Rashima A** by the Chromepet Malayalee Association.
- Women of the Year 2023–2024 – Silver Medal – **Dr. Rashima A**
- **Dr. Rashima A** was appointed as Ophthalmic Science Professional Council Member by the Government of India, Ministry of Health and Family Welfare, National Commission for Allied and Healthcare Professions on March 26, 2025.
- 2nd Place in Scientific Competition – **Ms. Janani S** in a competition on Occupational Health and Occupational Diseases at the 75th Annual National Conference of IAOH – OCCUCON 2025 held in Chennai.

## PUBLICATIONS

### Accepted Manuscript (January 2025)

#### “Facilitators and Barriers to Protective Eyewear Acceptance among Indian Farmers: A Qualitative Study”

- Accepted in BMC Public Health, funded by Essilor Vision Foundation and supported by Optometry Council of India.

## ACADEMICS

### **Ongoing PhD Research Work**

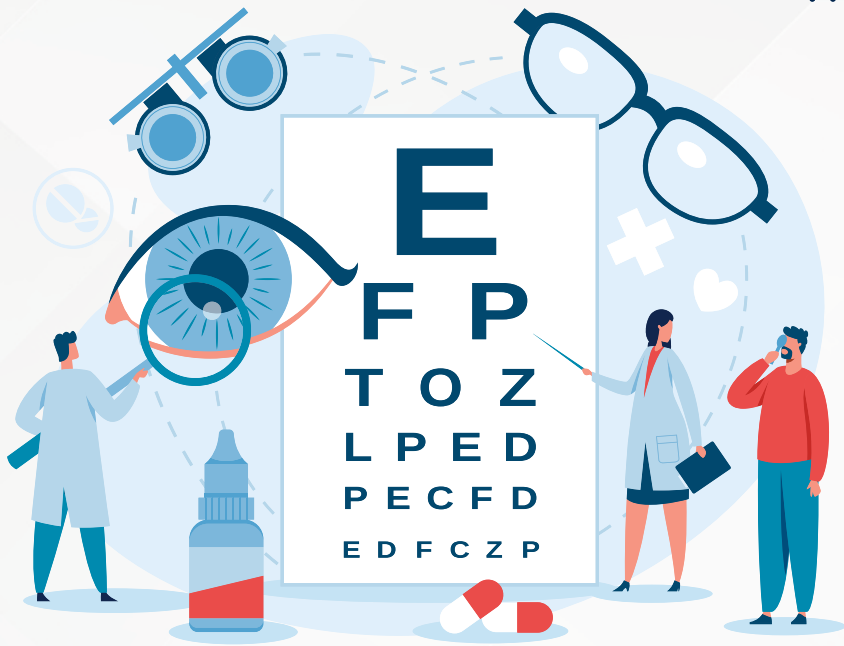
- Recommended colour vision tests and standards for tasks based on scientific approach for various occupations

### **Ongoing Postgraduate (PG) Research Works**

- Survey on the impact of colour vision deficiency in activities of daily living and at the workplace
- Knowledge, attitude and practice of sun protective behavior among outdoor and indoor workers
- Evaluation of occupational ocular hazards and visual profile among weavers
- Global perspectives on vision requirements for drivers: A systematic review and insights from eye care experts
- Impact of vocational training at the workplace for people with visual impairment
- Impact of visual skills development therapy in children with cerebral visual impairment
- Strategies to improve compliance towards prescribed low vision devices among patients with low vision
- Impact of augmented reality assistive devices among visually impaired: A comparative study with NuEyes and Aura glasses in enhancing daily living skills and quality of life (QoL)
- Assessment of stakeholders' knowledge, attitude, and practice of low vision devices and assistive technologies among schools for the visually impaired

### **Ongoing Undergraduate (UG) Research Work**

- Investigating the need for occupational and safety eyewear among patients visiting opticals of a tertiary eye care hospital



# THE SANKARA NETHRALAYA ACADEMY



## THE SANKARA NETHRALAYA ACADEMY WON THE BEST ACADEMIC INSTITUTION AWARD

The Tamil Nadu Dr M G R Medical University held its annual “Research Day” on September 26, 2025, recognizing top-performing affiliated institutions across various medical disciplines.

State Health and Family Welfare Minister Ma Subramanian served as chief guest at the event, which was presided over by Vice Chancellor Dr. Narayanaswamy. The ceremony took place at the university’s Silver Jubilee Auditorium and was attended by more than 2,500 delegates.

Awards were presented to undergraduate and postgraduate colleges affiliated with the university under different systems of medicine, including Medicine, Nursing, AYUSH, and Allied Health Sciences. Winners were selected based on academic indicators such as student strength, pass percentage, and performance in the Continuous Provisional Affiliation (CPA) assessments.

The Sankara Nethralaya Academy (TSNA) received the award for Best Academic Institution for Allied Health Sciences (P.G.) Degree Courses. Dr. N. Anuradha, Principal of TSNA; Ms. C. G. Sreedevi, Assistant Registrar; and Mr. Senthilkumar, Associate Professor and Head of the Faculty of Management, accepted the award on behalf of the institution.



The university has 757 affiliated colleges, with nearly 30,000 students graduating each year. The event also recognized outstanding research projects carried out by faculty and students across disciplines.

## 1 Optometry

- **Fellowship in Clinical Optometry (FCO)**

Seats allotted per year: 12

Enrolled in 2024: 13

Enrolled in Jan 2025: 4

- **Fellowship in Binocular Vision (FBV)**

Seats allotted per year: 4

Enrolled in 2024: 5

Enrolled in Jan 2025: 3

- **Fellowship in Contact Lens (FCL)**

Seats allotted per year: 2

Enrolled in 2024: 4

Enrolled in Jan 2025: 2

- **Fellowship in Paediatric Optometry (FPO)**

Seats allotted per year: 2

Enrolled in 2024: 4

- **Residency in Binocular Vision (RBV)**

Seats allotted per year: 1

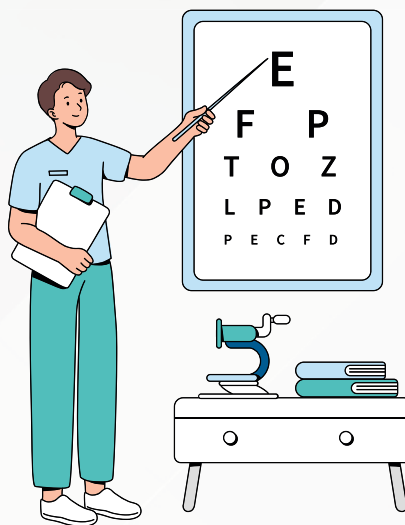
Enrolled in 2024: 1

- **Master of Optometry (M.Optom)**

Seats allotted per year: 15

Enrolled in 2024: 15

## ADMISSIONS & ENROLMENTS



## 2 Medical Laboratory Technology

- **UG MLT**

Seats allotted: 20

Number enrolled: 16

- **PG MLT**

Seats allotted: 10

Number enrolled: 5

## 3 Management

- UG / BBA – 3 students enrolled
- PG / MBA – 7 students enrolled
- PG / MHA – 10 students enrolled



## RESEARCH COLLABORATIONS

- **Rotary central TTK VHS blood bank**
- **Apollo Specialty Hospitals, Vanagaram**
- **Sundaram Medical Foundation, Chennai**
- **Indian Association of Basic and Paramedical Sciences (IABPMS)**
- **Kanchi Kamakoti Child Trust Hospital**

## PUBLICATIONS

- Ishan, S., Pandidurai, I., Kabilan, S., & Raman, R. | Prescribing patterns of low-vision devices in retinochoroidal coloboma – Journal of Ophthalmology.
- Gupta, N., Atiya, A., Selvakumar, A., & Hussaindeen, J. R. | Efficacy of neuro-optometric visual rehabilitation in homonymous hemianopia. – Brain Injury.
- Dutta, R., Iyer, G., Srinivasan, B., & Iqbal, A. | Aberration change after scleral lens wear in eyes with pellucid marginal degeneration. – Indian Journal of Ophthalmology.
- Dutta, R., Iyer, G., Srinivasan, B., & Iqbal, A. | Scleral lens-induced short-term corneal changes in eyes with pellucid marginal degeneration – Contact Lens and Anterior Eye.
- Hussain, A., Mohammad, A., Tharsis, A., Badakere, A., & Agarkar, S. | Association of sleep timings, duration, consistency, and chronotype with premyopia and myopia among Indian children. – European Journal of Ophthalmology.

## CONFERENCES, WEBINARS AND WORKSHOPS

- Our MBA and MHA students participated in the **HEALCON-2024 conference** organized by CMC Vellore in March 2024, significantly enriching their academic learning and networking opportunities.
- The **Intellectia series** was launched in August 2024 as a monthly alumni talk initiative for Medical Laboratory Technology (MLT) students. Six sessions have been successfully conducted, featuring industry professionals and alumni sharing their expertise.
- **Setting up a Laboratory – My Experience:** Ms. Anusha – Proprietor, Apollo Diagnostics Franchise
- **Needle Stick Injury:** Dr. A. R. Anand – HOD, Microbiology Department, Sankara Nethralaya Main
- **Scope of Medical Laboratory Technology Overseas:** Mr. Rajesh S – Research Scholar, Biochemistry Department
- **Do's and Don'ts in Setting Up Collection Centres:** Mr. Arun Kumar – Proprietor, Akshaya Labs
- **How to Set Up a Basic Diagnostic Lab:** Mr. Mayur Joshi – Proprietor, Shri Om Labs, Udaipur
- **Critical Role of Quality in Patient Care:** Ms. Kamatchi – Deputy Manager, SNSC Labs

## BLOGS

- **Ms. Kristi Sharma** – “Digital Dementia and the Role of Optometrists” – Published in April 2024 & “The Vital Role of Optometrists in Teleophthalmology: Enriching Eye Care for the Community”
- **Mr. Vipin G** – “Unveiling a Brighter Tomorrow: The Impact of Community Eye Screening”
- **Ms. Reshma S. Suresh** – “Insightful Vision: How Artificial Intelligence Transforms Age-Related Macular Degeneration Care”

## ACTIVITIES

- **Graduation Day – M.Optom Batch of 2021** – The M.Optom class of 2021 successfully graduated, and the Graduation Day was celebrated on July 26, 2024, marking the culmination of their academic journey.
- **Winter Practical Session – Ophthalmic Dispensing** – The Faculty of Ophthalmic Dispensing organized a hands-on Winter Practical Session, conducted in-person by renowned experts from ABDO, UK – Mr. Daryl Newsome, Ms. Miranda Richardson, Ms. Joan Underwood, and Mr. Dean Dunning.
- **Educational Visit to the Museum of Possibilities** – On 14th March 2025, an educational field visit was arranged for M.Optom 2nd-year students to the Museum of Possibilities, an innovative space showcasing assistive technologies and inclusive practices for individuals with disabilities. This visit provided valuable insights into the real-world applications of inclusive design in optometry and vision rehabilitation.
- **Certificate Course: Excellence in Phlebotomy and LIS – Batch III** – The third batch of the certificate course on “Excellence in Phlebotomy and Laboratory Information System (LIS)” concluded on March 4, 2025. Seven candidates successfully completed the program and were awarded certificates.



## AWARDS & RECOGNITIONS

- Ms. Jebacynthia J. E. – Faculty of Optometry, was honored with a Rank Award at Sankara Nethralaya.

### **60th ICLEP Conference, Hyderabad**

- M.Optom II year students Ms. Archita, Mr. Priyom, and Ms. Sindhu Vaishnavi presented papers; Ms. Archita received an award for her presentation.

### **OPTINT Conference 2024**

- Ms. Akshaya (M.Optom II) – Runner-up, Best Paper Presentation
- Diksha – Winner, Poster Presentation
- Kristi Sharma – First Place, Clinical Photography
- CVI Conference at LVPIE, November 2024
- Ms. G. Nandhini (M.Optom II) – Runner-up, Photography Contest

### **Low Vision Awareness Program 2024 – LVPIE**

- Ms. Lavanya R (M.Optom II) – Winner

### **World Optometry Day 2025 – OATN Case Study Presentation**

- Winner – Rahufa Abdulgani Mulla (M.Optom II)
- Runner-Up I – Walter Robin (BV Fellow)
- Runner-Up II – Navyasree K. Suresh (BV Fellow)
- Special Appreciation – Riya Saha BV, Asha Slecser R Fellow, RBV TSNA

### **OATN Case Presentation**

- Rahufa Abdulgani Mulla (M.Optom II) – Winner
- Walter Robin (BV Fellow) – First Runner-up
- Navyasree K. Suresh (BV Fellow) – Second Runner-up
- Special Appreciation – Riya Saha BV, Asha Slecser R Fellow, RBV

## COMPETITIONS AND QUIZZES

### **World Glaucoma Week 2024 – Awareness Video Contest**

- Ms. Reshma Suresh, Ms. Lavanya R, and Ms. Kristi Sharma (M.Optom II) secured first and second prizes, respectively.

### **World Glaucoma Week 2025 – In-house Video Contest**

- Ms. Fasilathunnisa K (M.Optom I) – Second Prize with cash award

### **Apollo Specialty Hospital, Vanagaram – Quiz**

- Ms. Elanthendral, Ms. Aswini, Ms. Lakshmi (UG Interns) – First Prize

### **MMM CHS International Conference – Lab Tech Revolution**

- Ms. Janani was selected for the final presentation on “Advancements in Blood Bank Technology and Transfusion Medicines.”

### **Hospital Safety Week – SN Main**

- B. Karthikeyan – First Prize in Quiz Competition

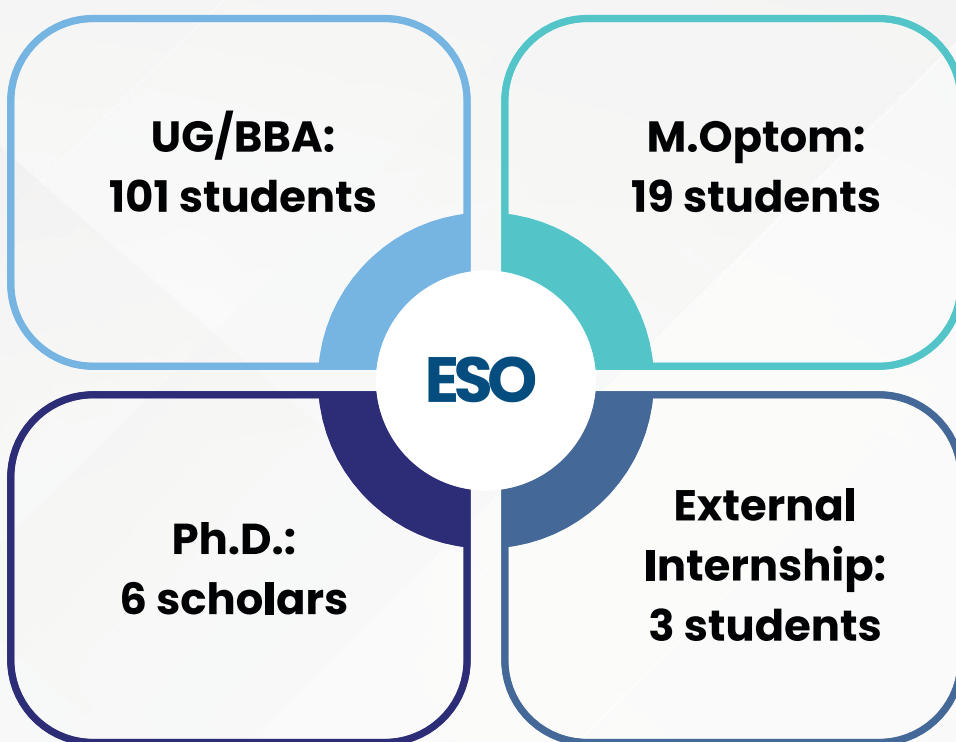
### **Vision Science Academy Quizzes**

- Ms. Reshma Suresh – Top 10 Finalist in Season 4, Session 1 (May 2024)
- Ms. Kristi Sharma – Top 10 Position in International Quiz on Vision Science & Clinical Optometry (June 2024)
- Dr. Muhamed Farhaan – (PG – MHA – II Year) received a Poster Award for his work on “Awareness of Diagnostic Errors” among Students of The Sankara Nethralaya Academy.



# ELITE SCHOOL OF OPTOMETRY

## ADMISSIONS & ENROLMENTS



## COMMUNITY SERVICE



- Comprehensive screening camps for children - 252
- Comprehensive screening camps for adults - 36
- Spectacle distribution camps- 239
- Spectacle compliance camps- 31
- Screenings for 95494 children and 2218 adults

## SCHOOL SCREENING PROGRAMME



### Kannoli Kappom Thittam

- Number of children screened: 37,109
- Spectacles distributed: 2,636
- Number of referrals: 416
- Cases of near vision issues (NSBVA): 815
- Children identified with color vision deficiency (CVD): 333

### Mission Roshni

- Number of children screened: 20,866
- Spectacles distributed: 1,448
- Number of referrals: 248
- Children identified with NSBVA: 487
- Children identified with CVD: 152



### Delphi TVS Program

- Number of children screened: 10,581
- Spectacles distributed: 490
- Number of referrals: 87
- Children identified with NSBVA: 190
- Children identified with CVD: 86

### Mayiladuthurai Initiative

- Number of children screened: 5,755
- Spectacles distributed: 213
- Number of referrals: 56
- Children identified with NSBVA: 161
- Children identified with CVD: 94



### HCL Uday – Vision for All Initiative

- Number of children screened: 21,183
- Spectacles distributed: 1,364
- Number of referrals: 198
- Children identified with NSBVA: 481
- Children identified with CVD: 251



## COMPREHENSIVE EYE SCREENING FOR ADULTS BY ESO



## CONFERENCES, WORKSHOPS, TRAINING PROGRAMS, AND WEBINARS

### **22nd Dr. E. Vaithilingam Memorial Scientific Session**

- Date: 9–10 March 2024
- Theme: Evidence-Based Optometric Practice
- Awards:
  - Best Poster (Student): Ms. Krishna Priya, Intern, ESO
  - Best Oral (Student): Ms. Sneha, ESO
  - Best Oral (Master's): Ms. Janani, M.Optom, ESO

### **Research Methodology Workshop Series**

- Date: 25–26 April 2024
- Covered fundamentals of research, biostatistics, and scientific writing with hands-on training and group discussions.

### **12th Dr. S. Narasimhan Memorial Session**

- Date: 28 September 2024
- Award: Mr. Krishna Shah – Best Research in Optometry

### **ESO-VISTA**

- Date: 24 December 2024
- Endowment by: Dr. P.P. Santanam & Mrs. Jayalakshmi Santanam

### **Clinical Grand Rounds**

- Annual virtual event in collaboration with Deakin University, Australia.

### **ESO Alumni Series – ‘Ask Your Alumni’**

- Dr. Shankaran Ramaswamy (BO13): Talk on colour vision
- Dr. Subam Basuthkar (BO15): Talk on contact lens discomfort
- Dr. Radha Govind: Talk on retinal electrophysiology and multifocal VEP in glaucoma detection

### **Collaborations**

- Ongoing PhD enrolment through ESO–Deakin University collaboration

## **PUBLICATIONS**

### **"The Role of Extended Reality in Optometry Education: A Narrative Review"**

- Authors: Edgar A. K., Chong L. X., Wood-Bradley R., Armitage J. N., Narayanan A., & Macfarlane S.
- Journal: Clinical and Experimental Optometry

### **"Profile of Falls and Its Associated Factors among Adults with Visual Impairment: A Cross-sectional Study from a Tertiary Eye Hospital"**

- Authors: Sachidanandam R., & Narayanan A.
- Journal: Indian Journal of Public Health, 68(4), 488–494

### **"Impact of Defocus Incorporated Multiple Segments (DIMS) Spectacle Lenses for Myopia Control on Quality of Life of the Children: A Qualitative Study"**

- Authors: Fatimah M., Agarkar S., Narayanan A.
- Journal: BMJ Open Ophthalmology

### **"Visual and Ocular Surface Rehabilitation with Scleral Lenses in a Patient with Limbal Stem Cell Deficiency Due to Chemical Injury – A Case Report"**

- Authors: Subramanian M., & Balaji J.
- Journal: Journal of Ophthalmology – Case Reports

### **"Occupational Hazards, Associated Ocular Morbidities and Impact of Refractive Safety Eyewear among Agriculture Workers in India – A Two-State Study"**

- Authors: Janani S., Krithica S., Saranya S. B., Lakshmi S., Nivethikka R. M., Shefali J. J., ... & Rashima A.
- Journal: Indian Journal of Occupational and Environmental Medicine

### **"Rasch Analysis of Quality of Life in Children with Vernal Keratoconjunctivitis (QUICK) Questionnaire"**

- Authors: Chandrasekar A., Agarwal S., Srinivasan B., Iyer G., & Narayanan A.
- Journal: Clinical and Experimental Optometry

## PUBLICATIONS

### **"Optometric Education in India: Addressing the Needs of Three Billion Eyes"**

- Authors: Anuradha Narayanan, Prema Chande, PremNandhini Satgunam, Krishna Kumar Ramani, Krithica Srinivasan & Shrikant R. Bharadwaj
- Journal: Clinical and Experimental Optometry

### **"Characterization of Gaze Metrics and Visual Search Pattern Among Glaucoma Patients While Viewing Real-World Images"**

- Authors: Nagarajan S., Meethal N. S. K., Pel J. J. M., Asokan R., Negiloni K., & George R.
- Journal: Journal of Glaucoma

### **"Resilience and Its Associated Factors in Optometry Students from Eight Institutions Across Six Countries"**

- Authors: Lim S. S. M., Brooker A., Giampiccolo A., Klidis S., Lim H. S., Mei M., Narayanan A., Neuville J., Putnam N. M., Srinivasan K., Ting P. W., Tsui M., Woo K. Z., Zoumboukos D. T., & Lek J. J.
- Journal: Clinical and Experimental Optometry

### **"Insights from 1096 Clinical Cases: Pioneering a Universal Grading System for Vernal Keratoconjunctivitis Management"**

- Authors: Chandrasekar A., Agarwal S., Chauhan G., Srinivasan B., Chavda V. B., & Iyer G.
- Journal: British Journal of Ophthalmology

### **"Cost and Benefits of Availing Specialty Contact Lenses for Irregular Cornea and Ocular Surface Diseases from Patient Perspectives"**

- Authors: Balaji J., Subramanian M., Saravanan S., & Narayanan A.
- Journal: Contact Lens and Anterior Eye

### **"Piggyback Scleral Contact Lens to Enhance Cosmesis and Comfort in Unilateral Stevens-Johnson Syndrome"**

- Authors: Subramanian M., & Balaji J.
- Journal: Eye & Contact Lens

## AWARDS & ACHIEVEMENTS

### 1. Faculty Achievements

- Dr. Ramya S **defended her PhD Viva Voce** on 12th September 2024, becoming the 12th doctoral scholar from the Elite School of Optometry (ESO). Her thesis, titled "Role of customized visual and multifactorial interventions in preventing falls among individuals with visual impairment in South India", was guided by Dr. Anuradha N and funded by the Judge Shri P. V. Parameswara Iyer & Smt. Kamala Bai Endowment Award.
- **At the Vision 2020 annual conference:**
  - Ms. Ambika, Clinical Incharge – Community Outreach, ESO, won the Best Paper Award.
  - Ms. Swetha, Assistant Professor, ESO, received the 'Best of the Best' presentation award for 2023. She also received full sponsorship for travel and registration to attend the conference.
- At the **World Optometry Day 2025** event conducted by the Optometric Association of Tamil Nanbargal (OATN):
  - Mr. NaveenKumar B and Mr. Manikandan, Community Optometrists, ESO, were selected to present case reports.
  - Mr. NaveenKumar received special appreciation for his presentation.

### 2. Student Achievements

- **At the 22nd Dr. E. Vaithilingam Memorial Scientific Session:**
  - Ms. Krishna Priya, Intern, won Best Poster (Student category).
  - Ms. Sneha, ESO, won Best Oral Presentation (Student category).
  - Ms. Janani, M.Optom, ESO, won Best Oral Presentation (Master's category).



## AWARDS & ACHIEVEMENTS

Ms. Janani Balaji, M.Optom student, won **Best Oral Presentation** for two consecutive years at the 59th and 60th Indian Contact Lens Education Program at LVPEI, Hyderabad.

Ms. Yashoda Khanna received a scholarship to attend the **Vision 2020 annual conference**.

At the **4th Indian Myopia Awareness and Research Conference**,

- Ms. Kalaiyarasi D secured Runner-Up for her oral presentation.

At **ResMeet'24** (India Vision Institute, October 25–26, 2024):

- Ms. Kalaiyarasi D, final year M.Optom, received the Best Poster Award for her topic: "Are the National Programs in India contributing to achieving the Global Targets of Effective Refractive Error Coverage by 2030?"

Ms. Sayantika Chakrabarti received a travel grant from the **Optometry Confederation of India** (OCI), supported by Optom. R. Kumaran's Lifetime Achievement Award, to attend the ASCON Conference, October 2024.

ESO students participated in OCI's **Myopia Awareness Contest** at the ASCON Conference, themed "Surya Namaskaram with Sunny the Optometrist", featuring Dr. N. Anuradha and Dr. Rashima A.

Ms. Nandhini C won the **Best Paper Presentation Award** at the Dr. SS Badrinath Memorial Optometry Scientific Session, March 2025.

# SN KOLKATA COMMUNITY SERVICE

Mission Roshni: School Children Screening Programme



# SN KOLKATA COMMUNITY SERVICE

## Occupational Optometry Services



## Special Children Screening Programme





# **SNSC CLINICAL LABORATORY**



# Number of diagnostic tests conducted

More than 3,000 patients visit the Clinical Laboratory each month for diagnostic testing.


## Clinical Hematology

Total no of test parameters: 33

Number of tests as per test master list: 21



+



## Clinical Pathology

Total no of test parameters: 31

Number of tests as per test master list: 6

+



## Clinical Biochemistry

Total no of test parameters: 32

Number of tests as per test master list: 30

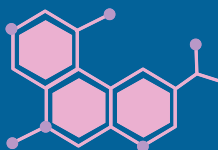
+

## Special Biochemistry

Total no of test parameters: 21

Number of tests as per test master list: 18

+



## Microbiology

Total no of test parameters: 12

Number of tests as per test master list: 12

+

Accredited tests in accordance with the standard ISO 15189:2022 are 149  
Validity: 07/06/2024 to 06/06/2026

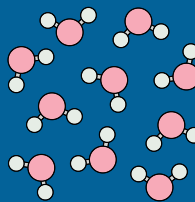


## Number of diagnostic tests conducted- SNSC CI Laboratory

### Molecular Testing

Total no of test  
parameters: 38

Number of tests as  
per test master list: 38



+

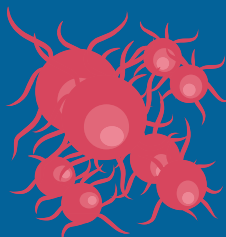


### Serology

Total no of test parameters: 24

Number of tests as per  
test master list: 24

+



+

### Histopathology

Total no of test  
parameters: 28



Number of tests as per  
test master list: 28

### Cytopathology

Total no of test  
parameters: 26

Number of tests as  
per test master list:  
26

+



### Genetics

Total no of test parameters: 17

Number of tests as per  
test master list: 6

+

## NEW DIAGNOSTICS TESTS

### Autologous PRP

New Procedure for treatment as topical for the eye



### Thyroid Profile (T3, T4, Free T4, TSH)

Evaluation of hypo and hyper thyroidism leading to thyroid eye disease.

### Vitamin D (25 Hydroxy)

Evaluation of Vitamin D status and its impact on eye

### Neuron specific Enolase

For the management of Retinoblastoma

### Chem 8 panel –POCT

Point of care testing panel for emergency screening of the patient for routine pre operative evaluation



### Cyclic citrullinated Peptide antibodies (anti CCP)

Evaluation of ocular surface diseases

### PT INR POCT

Point of care test for emergency screening for Coagulation status of patient

### Troponin I

Emergency cardiac evaluation

### NT Pro BNP

Cardiac failure evaluation

### HLAB51 Real time PCR

### Autologous serum preparation

Procedure for serum preparation for treatment purpose

### Occult Blood

Evaluation of steroid induced systemic complications

## AWARDS & ACHIEVEMENTS

### **Dr. S. Krishna Kumar**

- Became an Editorial Board Member of the journal Eye (Royal College of Ophthalmologists).
- Was recognized as the Best Pathologist in South India by OUTLOOK 2024 Review Magazine.

### **Dr. J. Biswas**

- Received the Lifetime Achievement Award and Achievement Award at the 82nd AIOS Conference held in Kolkata on 14th March 2024.

### **Dr. N. Angayarkanni**

- Received The Venkat Reddy Oration Award for the year 2024 at the ARVO India-2024 meeting held at AIIMS, New Delhi (September 2024).
- Delivered the Dr. K. Radha Shanmughasundaram Endowment Lecture titled "Tear Specimen in Biomarker Discovery for the Pathophysiology of Dry Eye Syndrome" on 5th February 2025 at the University of Madras, Department of Medical Biochemistry (IBMS).

### **Dr. S. Srilekha and Dr. N. N. Srikrupa**

- Recognized as Level 2 Genetic Counsellors (BGC 2024-339) by the Board of Genetic Counselling, India, on 1st August 2024.

### **Dr. Bharath Selvi**

- Was felicitated at the 11th Graduation Ceremony of TSNA on 26th July 2024 for her contributions to teaching MLT Students (UG/PG).

### **Laboratory Professional Week**

- Celebrated from 18th to 20th July 2024 at Sri V.D. Swami Auditorium. On Day 3 (20th July 2024, Saturday), Dr. N. Angayarkanni delivered the endowment lecture noted above.

## **AWARDS & ACHIEVEMENTS**

### **Dr. A.R. Anand**

- Dr. A.R. Anand delivered an invited talk titled “Evidence-based policy making in infection control prevention and control(IPC) and AMR-perspectives in Ophthalmology” at the Global south conference on Infection prevention control and Antimicrobial stewardship (G-SPARC) at Hyderabad on 4th October 2024.
- Delivered an invited talk on “Molecular diagnosis of eye infections” in CME program on Ocular Infections conducted by Aravind Eye Hospital, Salem on 2nd June 2024.
- Attended the ARVO meeting at Seattle, USA between 5th to 9th May 2024 and presented a poster entitled “IDENTIFICATION OF BACTERIAL PATHOGENS IN VITREOUS FLUIDS OF PATIENTS WITH EXOGENOUS ENDOPHTHALMITIS USING NANOPORE SEQUENCING”.

### **Biochemistry**

Ms. Chandra Bai (Ex-employee)

- Won the International BD Phlebotomy South Region Quiz 2024.



# **CU SHAH OPHTHALMIC POST GRADUATE TRAINING CENTER**



# April 2024 to March 2025

## Individuals trained

Ophthalmology  
Fellowship  
**36**



MS  
Ophthalmology  
**5**



NPCB VI Programme  
– SICS Training  
**2**

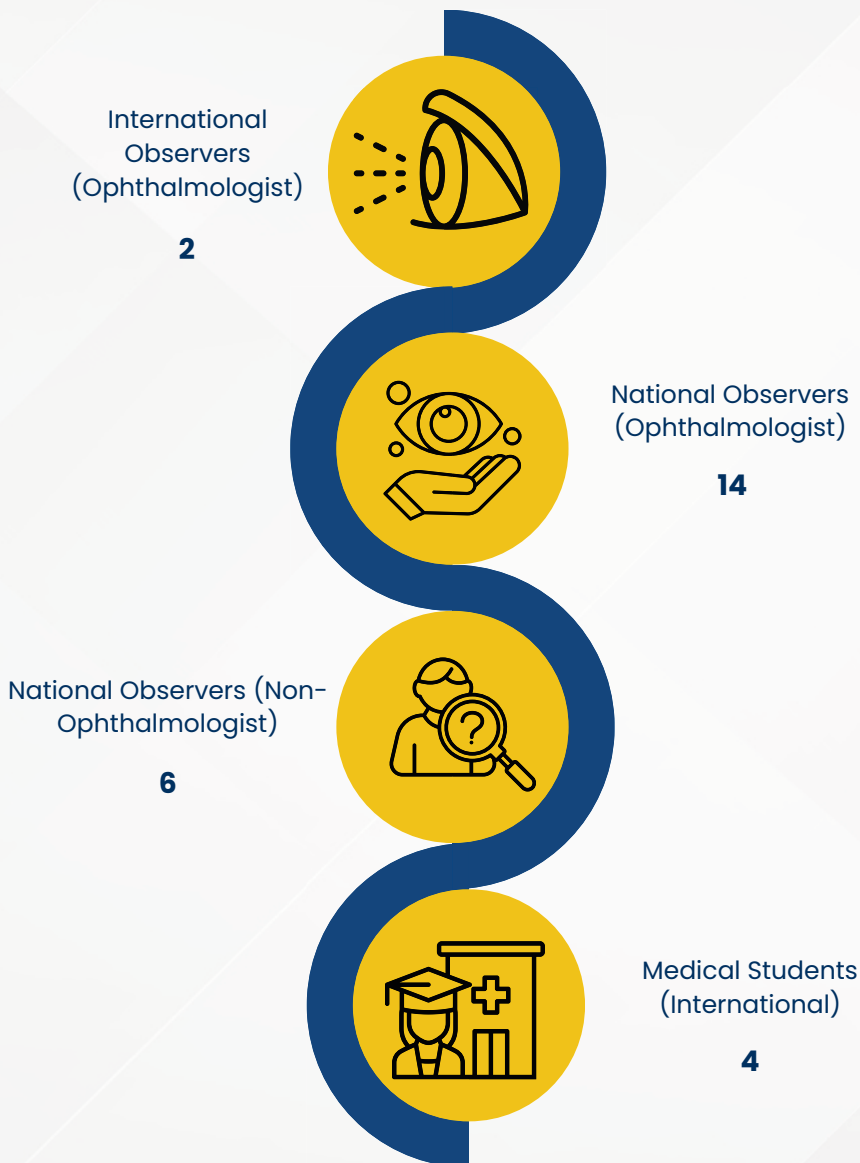


NPCB VI  
Programme – MR +  
Laser Techniques  
**3**



# April 2024 to March 2025

## Individuals trained



## GRADUATING FELLOWS CERTIFICATE DISTRIBUTION CEREMONY – JULY 2024 & JANUARY 2025



July 1, 2024 | VR mentors awarded certificates to VR fellows



Jan 1, 2025 | VR mentors awarded certificates to VR fellows



July 1, 2024 | Cornea mentors awarded certificates to Cornea fellows



Jan 1, 2025 | Cornea mentors awarded certificates to Cornea fellows



July 1, 2024 | Glaucoma mentors awarded certificates to Glaucoma fellows



Jan 1, 2025 | Glaucoma mentors awarded certificates to Glaucoma fellows

## GRADUATING FELLOWS CERTIFICATE DISTRIBUTION CEREMONY – JULY 2024 & JANUARY 2025



July 1, 2024 | Paediatric mentors awarded certificates to Paediatric fellows



Jan 1, 2025 | Paediatric mentors awarded certificates to Paediatric fellows




July 1, 2024 | Uvea mentors awarded certificates to Uvea fellows



Jan 1, 2025 | Uvea mentors awarded certificates to Uvea fellows



July 1, 2024 | Oculoplasty mentors awarded certificate to Oculoplasty fellow



Jan 1, 2025 | Oculoplasty mentors awarded certificate to Oculoplasty fellow



July 1, 2024 | Comprehensive Ophthalmology & Neuro Ophthalmology mentors awarded certificates



Jan 1, 2025 | Comprehensive Ophthalmology & Neuro Ophthalmology mentors awarded certificates

## INSTITUTIONAL AWARDS 2024



Dr. Raghunadhan R received the Dr. V.T Doshi Memorial award for Best outgoing Vitreo Retinal fellow award



Dr. Nikita Goel received the Best Lady Fellow in Clinical Vitreo Retinal award from the Indian Society for Prevention of Blindness Endowment award



Dr. Jange Ruhi Girish received the Jayaben Chamanlal Shah Endowment award for Best Outgoing fellow in Anterior segment.



Dr. Gaurav Chauhan received the Dr.A. Amrutha Mahalakshmi Endowment award for Best Outgoing fellow in Cornea and Refractive Surgery



Divya Chaturvedi Endowment award for Best Post-Graduate in Uvea awarded to Dr. Kayalvizhi N



Swarnalata Pushi Award for Best Research Fellow awarded to Dr. Bhavini Johri & Dr. Shah Sarjak Maulikkumar



Ruby Banik Memorial Award for Best Researcher in Clinical Sciences in Ophthalmology awarded to Dr. Mona Khurana



## INSTITUTIONAL AWARDS 2024



Dr. Janani Sreenivasan received Publication Excellence Award for the Best Publication in Associate Consultant Category



Dr. Aloysius Divya received Prof. S.Krishnamoorthy Rao Memorial Award for Best Outgoing Ph.D student

## INSTITUTIONAL AWARDS 2024



New fellows were chosen in accordance with our protocol for the Anterior segment and Vitreo retinal fellowship programmes for January 2025 session

## AIOS – FAICO



- The All India Ophthalmological Society (AIOS) selected our institute to conduct the FAICO Examination Part II (OSCE + VIVA) in Cornea.
- The examination was held on 15th February 2025.
- A total of 20 candidates participated in the exam.



- The All India Ophthalmological Society (AIOS) selected our institute to conduct the FAICO Examination Part II (OSCE + VIVA) in Retina and Vitreous.
- The examination was held on 28th February 2025.
- A total of 21 candidates participated in the exam.



# **RESOURCE MOBILIZATION DEPARTMENT**

## LATE SMT. SARASWATHI PICHAI BEQUEATHS PROPERTY TO SANKARA NETHRALAYA

In a generous act of philanthropy, Late Smt. Saraswathi Pichai, the sister of Prof. Dr. Nirmala Subramanian, Senior Consultant at Sankara Nethralaya, has bequeathed her property to the institution through her will.

This contribution, which underscores her support for the hospital's mission, will help further the institution's ongoing efforts to provide world-class eye care to underserved communities.

The keys to the property in Chennai were formally received by Dr. TS Surendran, Chairman of Sankara Nethralaya, in a small ceremony attended by President Dr. Girish Shiva Rao, Dr. Nirmala Subramanian, and staff of the institution.

We extend our heartfelt thanks to all our donors, whose support enables us to continue our mission of providing compassionate, high-quality eye care to those in need.



## LONG-TIME DONOR SRI. M.S.S. RAGHAVAN BEQUEATHS PROPERTY TO SANKARA NETHRALAYA

Mr. M.S.S. Raghavan, a long-standing donor of Sankara Nethralaya, posthumously donated his property to the institution as per his will. The bequest was formally executed by Senior Advocate Mr. P.P. Ramanujam, who handed over the property keys to Dr. T.S. Surendran, Chairman of Sankara Nethralaya. The institution expresses its deep gratitude for Mr. Raghavan's enduring support and generosity.





## DONOR VISITS & INAUGURATIONS



The inauguration ceremony of our new **Modular Operation Theatre** at JCN Complex



## DONORS OF NEW MODULAR OPERATION THEATRE

**Mr. Ramachandran R**  
**M/s Archean Chemical Industries Limited**  
**Mr. Neelamani Muthukar & Family**  
**The Sanmar Group CSR Trust**

We extend our heartfelt gratitude to our generous donors whose invaluable support made the construction of our new modular Operation Theatre possible. Your contributions are helping us deliver safer, more advanced surgical care to those who need it most.



Inauguration of OCT Equipment Donated by LIC Golden Jubilee Foundation, December 2024



## DONOR VISITS & INAUGURATIONS



**The Clearing Corporation of India Limited** is one of our major supporters for complicated major eye surgeries for the last six years



Visit of Rane Foundation Chairman, Mr. Ganesan, and Equipment Inauguration – January, 2025



Equipment handing over ceremony by Rice Lake Weighting System under CSR activity, April 2025



Inauguration of Zeiss YAG Laser Donated by Haworth India Pvt Ltd February 2025



New patient mobilization bus donated by The Sanmar Group CSR Trust, February 2025. The Sanmar Group has also supported us for our new modular operation theater.



Visit of Mr. Jagdish M. Chanrai,  
Founder of **Mission for Vision**, JCOC  
November 2024



Visit of Donor Mr. Karthikeyan and  
Family to 15th November 2024

## SN KOLKATA – DONOR VISIT




Pilani and Essel Mining Group



Mr Rothin Banerjee handing over  
his donation



Mr Sharat Chopra handing over his  
donation



## **AWARDS & RECOGNITION**





Sankara Nethralaya received the Sri Sant Hirdharam Sewa award for innovative eye care practices at the 18th annual Vision 2020 conference, held at Christian Medical College & Hospital, Ludhiana | June 2024



AHPI-TN Excellence Award under "Best Single Speciality Hospital" Category | June 2024



Sankara Nethralaya won the International Patient Safety Award 2025 under the category "Incidents and Safety Events Leading to Improvements" at the 12th International Patient Safety Conference, conducted by Apollo Hospitals | February 2025



Founder Dr S.S. Badrinath was posthumously honoured with the Asia-Pacific Eyecon Award at The 40th Asia-Pacific Academy of Ophthalmology Congress In Conjunction with The 83rd Annual Conference of the All India Ophthalmological Society.



Distinguished Senior Consultant Dr. Lingam Gopal was honoured with the prestigious Asia-Pacific Eye 100 Award at the APAO-AIOC 2025 Conference.



Distinguished Senior Consultant Dr. Dr. Jyotirmay Biswas was honoured with the prestigious Asia-Pacific Eye 100 Award at the APAO-AIOC 2025 Conference.



Our distinguished senior consultant Dr. Prema Padmanabhan was honoured with the prestigious 'Gullapalli N Rao – AIOS Endowment Lecture' at the APAO-AIOC 2025 Conference.



Dr. T.S. Surendran, Chairman of Sankara Nethralaya was awarded the Honorary Fellow of the All India Collegium of Ophthalmology (FAICO) in Pediatric Ophthalmology and Strabismus.





Distinguished Senior Consultant Dr. L Vijaya delivered the "Thom Zimmerman Memorial Lecture" at the 12th International Congress on Glaucoma Surgery in Abu Dhabi | April 2024



Senior Consultant, Dr. Veena Baskaran was honored at The International IndoNepal Friendship Conference in Kathmandu! | April 2024



Dr. Jaichandran V. V., Director-Accreditation, safety & Quality Assurance was elected as the General Secretary of the World Congress of Ophthalmic Anaesthesia 2028 | May 2024



During West Bengal State Foundation Day, Tamil Nadu Governor Thiru R. N. Ravi felicitated our Distinguished Senior Consultant Dr. Jyotirmay Biswas at Raj Bhavan | June 2024



Our Consultant Dr. Nisar Sonam Poonam secured the 2nd prize in the Quiz at the National Oculoplastics Association of India conference held in Jaipur | September 2024



Senior Consultant Dr. Suganeswari Ganesan has been awarded the WOS (Women Ophthalmologists Society) Leadership Award | October 2024

## APAO ACHIEVEMENT AWARD 2025

Four of our Consultants were honored with the APAO Achievement Award 2025 at the 40th Asia-Pacific Academy of Ophthalmology Congress in conjunction with the 83rd Annual Conference of the All India Ophthalmological Society.



Dr. Mani Bhaskar



Dr. Ronnie George



Dr. Ambika Selvakumar



Dr. Rajiv Raman

## APAO AWARD 2025



Dr. Trupti Sudhir Patil



Dr. Varsha Backiavathy



Dr. Md Shahid Alam



Dr. Vineet Ratra – Honorary  
FAICO in glaucoma

## INDIAN JOURNAL OF OPHTHALMOLOGY


Our consultants bagged multiple Indian Journal of Ophthalmology awards for impactful research publications in 2024.



Dr. Trupti Sudhir Patil – IJO appreciation certificate



Dr. Ronnie George – IJO honour award for peer review



Dr. Shikha Bassi – IJO reviewer commendation certificate



Dr. Shwetha Agarwal  
1. IJO Editor Commendation certificate  
2. Best of IJO 2024



Dr. R.R. Sudhir



Dr. Dhanashree Ratra

Books and chapters authored by our consultants Dr. Dhanashree Ratra and Dr. R.R. Sudhir were released at the AIOS-APAO 2025 opening ceremony.

Dr. R.R. Sudhir contributed to:

1. Disinfection, Sterilisation and Infection Control in Ophthalmic Surgery AIOS DISC-OS Ready Reckoner– Chapter: Importance of Documentation in DISC OS
2. FOCUS: Frame work of Compliance and Understanding Statutory Requirement for Eye Centres. IJO-AIOS CME Series– Chapter: Electronic Medical Records and Digital Health Act

Dr. Dhanashree Ratra co-authored the book Inherited Retinal Diseases

## **Sankara Nethralaya Scientists Ranked in Top 2% of World's Leading Researchers by Stanford University**

Stanford University has named scientists from Sankara Nethralaya in its list of top 2% of researchers worldwide. Out of the 2,23,252 scientists recognized globally, Sankara Nethralaya's following consultants earned their places.



Dr. Jyotirmay Biswas



Dr. L. Vijaya



Dr. Ronnie Jacob George



Dr. Rajiv Raman



Dr. Parthapratim  
Dutta Majumder



Dr. Bhaskaran M

## **ISOO GOA 2024 – AWARDS TO DEPARTMENT OF ORBIT & OCULOPLASTY**

At the International Society of Ocular Oncology (ISOO)  
Conference held in Goa:



Dr. Kirthi Koka  
won Best Paper  
in the Orbital  
Tumors category



Dr. Mittika Sen was awarded First  
Runner-up in Uveal Melanoma  
and Second Runner-up in Video  
– Ocular Oncology.



Dr. Nisar Sonam Poonam  
secured Second Runner-  
up in the Orbital Tumors  
category.



## ACADEMIC ACHIEVEMENTS: CONTACT LENS

- Ms. Janani (Optometrist-CL) – Recipient of the Special Mention Award for her case report-Management of Post-Cerebellopontine Angle Tumor Excision Ocular Complications with Scleral Lens & Low Vision Aids
- Ms. Karpagavalli (Optometrist-CL) – Winner of the Best Case Report award in the optometrist category for her presentation: Unmasking Acanthamoeba Keratitis in a Contact Lens Wearer –A Case Report Highlighting the Consequences of Neglect
- Mr. Sayak Banerjee (MOptom, ESO) – 1st Prize for his entry: The Moon's Surface or a Cornea's Story.
- Mr. Krishna Shah (Optometrist-CL) – 2nd Prize for his photograph:Behind the Veil, a Glimpse of Elegance and Grace – Where Every Dimple Tells a Story of Timeless Beauty
- Ms. Varsa Harinya's presentation on chronic progressive external ophthalmoplegia with suspected Kearns-Sayre Syndrome won Best Oral Presentation in the Regular Category in the Dr.EV memorial Scientific session
- Mr.Krishna has published blog in Visdion Science Academy on the following topics - "Navigating ocular immune response in contact lens horizons", Exploring the wonders of vision -The way we see world -Insight from vision science, Shedding Light on vision, Exploring the frontier of space optometry: Exploring Astronaut Eye Health
- Mr.Krishna was Awarded as Best Research in Optometry in 12<sup>th</sup> Dr S Narasimhan memorial.
- Ronit Dutta was selected for an oral presentation on "Scleral Lens: A New Paradigm – Cosmesis! A Case Series."
- Krishna Shah was selected for a poster presentation on "Managing Post-COVID-19 Vaccine-Induced Diplopia: A Case Study of Successful Treatment with Scleral Lenses."
- Ms. Madhumathi presented on "Innovations in CL Teaching Methods" at the IACLE Global Webinar.
- Ms. Madhumathi successfully completed FIACLE & FSLS certifications.
- Ms. Madhumathi presented at the IACLE Journal Club on a Scleral Lens case.



## IACLE EDUCATOR OF THE YEAR 2024 – ASIA PACIFIC – 2024



- Ms.Madhumathi received IACLE EDUCATOR OF THE YEAR 2024 – ASIA PACIFIC region 2024; attended American Academy of Optometry 2024 – Indiana,USA; invited as Guest speaker at the Ahalia College of optometry ,Palakad
- Mr.Ronit has been selected as reviewer for "Eye and CL" Journal

### **Publications by Contact Lens department:**

- "Dual Benefits of Scleral Lenses in Collateral Cases of Stevens-Johnson Syndrome and Keratoconus – A Case Series" accepted for publication in the Latin American Journal of Ophthalmology – Ms. Karpagavalli.
- Syncope during Insertion of Contact Lens Trial by Ms.Manju Balakrishnan and Ms.Madhumathi with Dr.VV Jaichandran "Journal of Ocular Sciences and Ophthalmology"
- Dual role of bandage contact lens – A case report, Latin American Journal of Ophthalmology – Ms.Manju
- Scleral lens induced short term corneal changes in eyes with Pellucid Marginal Degeneration (Anterior Eye and Contact Lens) – Mr.Ronit
- A rare case report of bilateral keratoconus and granular dystrophy managed with contact lens. Indian Journal of ophthalmology. 2024; 438- 439- – Mr.Ronit Dutta,Ms.KArapgavalli and Ms.Madhumathi
- Visual and ocular surface rehabilitation with scleral lenses in a patient with limbal stem cell deficiency due to chemical injury – A case report Madhumathi Subramanian, Janani Balaji . Indian Journal of ophthalmology. 2024
- Role of Optic Zone Diameter in Scleral Lens Fitting in Traumatic Aniridia with Scarred Cornea – A Case Report, Accepted for publication in Latin Journal of Ophthalmology this month – By Madhumathi Subramanian



## **INTERNAL EVENTS & CONFERENCES**

## DR. S.S. BADRINATH MEMORIAL EVENT

The death anniversary of Padma Bhushan Dr. SS Badrinath, the visionary founder of Sankara Nethralaya, was observed with a heartfelt memorial service at the College Road branch in Chennai on November 23, 2024. The event was attended by several eminent personalities, including Dr. P. Namperumalsamy, a founding member of the GOVEL Trust and the driving force behind the Aravind Eye Care System, and Shri. N. Ram, Director of THG Publishing Private Limited, the publishing arm of The Hindu Group.

Dr. P. Namperumalsamy graced the occasion as the chief guest. During his speech he recalled his days with Dr. SS Badrinath when they both were mentored by Dr. Charles Schepens in Boston.

Mr. N. Ram, the guest of honour and esteemed journalist, shared his personal reflections on Dr. Badrinath's life and legacy, highlighting how his dedication to the cause of blindness prevention and eye care transformed countless lives.







World Autism Awareness Day Celebration at Vision Enhancement Clinic | 02nd April, 2024



Retinoblastoma Awareness Program  
May 13, 2024



Unveiling Dr. S. S. Badrinath's bust, JCOC Dr. V.G. Appukutty Campus | May 18, 2024



Myopia Awareness Week Celebration  
May 18, 2024



Retina Conclave Sankara Nethralaya Kolkata  
May 11 & 12, 2024





International Nurses Day Celebration, SN  
Kolkata | May 12th 2024



Regional (South) ROP Awareness Program ICH Auditorium, Egmore | 11th July 2024



## 6th Retina Summit 2024 & 8th iROP Annual Meeting, Chennai | July 2024







78th Independence Day Celebration, SN  
Chennai | 15th Aug 2024



78th Independence Day Celebration, SN  
Kolkata | 15th Aug 2024



Eye Donation Awareness Rally, Women's  
Christian College (WCC) | 27th Aug 2024



Eye Donation Human Chain, MMM  
Hospital | 05th Sep 2024



Eye Donation Human Chain, Patrician  
College | 23rd Aug 2024



Poster Competition Eye Donation Fortnight  
25<sup>th</sup> August to 8<sup>th</sup> September 2024 | SN  
Kolkata



Women's Day Celebration, March 8, 2025 |  
SN Kolkata



Women's Day Celebration, March 8, 2025 |  
SN Chennai

**46th Foundation Day Celebration – Roshni 2024, SN Chennai | 08th Sep 2024**



**Foundation Day Celebration, SN Kolkata | 06 Sep, 2024**







6th Annual Conference of Indian Neuro Ophthalmology Society | September 2024



Childrens Day & National Myopia Awareness Week Celebration, 14th - 20th November 2024



Women Ophthalmologists Society (WOS) – Tamil Nadu State Chapter Meeting | Feb 2025



76th Republic Day Celebration, Chennai | 26th January 2025



76th Republic Day Celebration, Kolkata | 26th January 2025



International Housekeepers Week Celebration - Sn Kolkata | September 2024



Nurses Day Celebration - SN Kolkata | May 2024



Uvea Case festival – February 2025




SN-GPT (Sankara Nethralaya Glaucoma Practice tenets) March 2025



Hospital safety awareness week March 2025



5<sup>th</sup> Dr. Rajeswari Mahadevan Memorial Scientific session



1st Dr. S.S. Badrinath Memorial Optometry Scientific session – SN Rajarhat, Kolkata | March 2025



## RESEARCH & PUBLICATIONS



## PUBLICATIONS 2024-25 (SN CHENNAI)

- Devi Nivean P, Sayee TSM, Nisar S, Madhivanan N. The enigma of a subluxated globe. *GMS Ophthalmol Cases*. 2024 Apr 19;14:Doc04.
- Sen P, Maitra P. Color fundus imaging: The backbone of our journey in genotype-phenotype correlation. *Indian J Ophthalmol*. 2024 Apr 1;72(4):604-606. doi: 10.4103/IJO.IJO\_1940\_23. Epub 2024 Mar 28.
- Kaliki S, Vempuluru VS, Mohamed A, Al-Jadiry MF, Bowman R, Chawla B, Hamid SA, Ji X, Kapelushnik N, Kebudi R, Sthapit PR, Rojanaporn D, Sitorus RS, Yousef YA, Vikas Khetan, Fabian ID; Global Retinoblastoma Study Group. Retinoblastoma in Asia. "Clinical Presentation and Treatment Outcomes in 2112 Patients from 33 Countries" *Ophthalmology*. 2024 Apr;131(4):468-477.
- Parthopratiim Dutta Majumder, Vikas Khetan, Jyotirmay Biswas, "Masquerade Syndrome: A Review of Uveitic Imposters", *Asia- Pacific Journal of Ophthalmology*, 2024 Mar-Apr;13(2):100054. Epub 2024 Apr 5.
- Gurusurthy S, Srinivasan B, Agarwal S, Matai H, Angayarkanni N, Iyer G. Unique cytokine signature in ocular Stevens-Johnson syndrome non-responders. *Ocul Surf*. 2024 Apr;32:173-181. doi: 10.1016/j.jtos.2024.03.007. Epub 2024 Mar 13.
- Poonam NS, Gudkar AI, Alam MS. "Canaliculocoele: A Case Series and Review of Literature" *Semin Ophthalmol*. 2024 Apr 27:1-5. Dutta P, Atiya A, Vittal S, Ambika S, Hussaindeen JR. "Pupillary dynamics and accommodative response in mild traumatic brain injury" *Taiwan J Ophthalmol*. 2023 May 23;14(2):248-255. eCollection 2024 Apr-Jun.
- Raman, Rajiv, Gopalakrishnan, Sarika, Velu, Saranya. Reply to letter to editor: Low-vision intervention for oculocutaneous albinism in a tertiary eye care hospital in India. *Saudi Journal of Ophthalmology* 38(2):p 192, Apr-Jun 2024.
- Mohan S, Biswas J. "Ocular relapse of acute lymphoblastic leukemia - A clinicopathological correlation" *Indian J Cancer*. 2024 Apr 1;61(2):352-353.
- Sahu V, Nayak S, Kumar A, Kashyap H. Optical Coherence Tomography-Based Positive Predictors of Eplerenone Therapy in Chronic Central Serous Choroidopathy: A Retrospective Study. *Cureus*. 2024 Apr 22;16(4):e58791.
- Salim S, Koka K, Pal S, Poonam NS, Mukherjee B. Primary Leiomyosarcoma of the Orbit and Conjunctiva: A Report of Four Cases With a Review of the Literature. *Cureus*. 2024 Apr 29;16(4):e59297.

- Dutta Majumder P, Shah M, Sen P. Surgical management of a case of non-resolving bullous retinal detachment due to probable Vogt-Koyanagi-Harada syndrome. *Eur J Ophthalmol*. 2024 Jul;34(4):NP12-NP15. Epub 2024 Apr 17.
- Khurana M, Raman R. Navigating the maze of self-management in primary glaucoma: insights from a qualitative study. *Evid Based Nurs*. 2024 Apr 23;ebnurs-2024-103956.
- Kaushal B, Thamotharan M, Biswas J. "Choroidal metastasis in a patient with myxoid liposarcoma of the gluteal region – A case report". *Indian J Ophthalmol Case Rep* Apr 30, 2024;4:513-5.
- Mohan S, Biswas J. Ocular relapse of acute lymphoblastic leukemia – A clinicopathological correlation. *Indian J Cancer*. 2024 Apr 1;61(2):352-353.
- Gopalakrishnan A, Sivaraman V, Hussaindeen JR, Swaminathan Meenakshi, Gentle A, Armitage JA, Backhouse S. "Ocular Biometry Percentile Curves and Their Relation to Myopia Development in Indian Children" *J Clin Med*. 2024 May 13;13(10):2867.
- S V A, G DB, Raman R. Automatic Identification and Severity Classification of Retinal Biomarkers in SD-OCT Using Dilated Depthwise Separable Convolution ResNet with SVM Classifier. *Curr Eye Res*. 2024 May;49(5):513-523. doi: 10.1080/02713683.2024.2303713. Epub 2024 Jan 22.
- Sadhu S, Dutta Majumder P, Shah M, George R. Vogt-Koyanagi-Harada Disease in Pre-school Children. *Ocul Immunol Inflamm*. 2024 May;32(4):415-418.
- Gurudas S, Vasconcelos JC, Prevost AT, Raman R, Rajalakshmi R, Ramasamy K, Mohan V, Rani PK, Das T, Conroy D, Tapp RJ, Sivaprasad S; SMART-India Study Collaborators. National prevalence of vision impairment and blindness and associated risk factors in adults aged 40 years and older with known or undiagnosed diabetes: results from the SMART-India cross-sectional study. *Lancet Glob Health*. 2024 May;12(5):e838-e847.
- Ratra D, Lakshmipathy B, Ratra V. Finasteride-associated central retinal vein occlusion. *Clin Exp Optom*. 2025 May;108(4):523-524. doi: 10.1080/08164622.2024.2349557. Epub 2024 May 6.
- S Ambika, Biousse V, Najjar RP, Tang Z, Lin MY, Wright DW, Keadey MT, Wong TY, Bruce BB, Milea D, Newman NJ; BONSAI Study Group. "Application of a Deep Learning System to Detect Papilledema on Nonmydriatic Ocular Fundus Photographs in an Emergency Department" *Am J Ophthalmol*. 2024 May;261:199-207.

- Kashyap H, Manoharan A, Mahendradas P, Agarwal A, Majumder PD. "A COVID-19 perspective of multiple evanescent white dot syndrome (MEWDS)". Indian J Ophthalmol. 2024 May 1;72(5):620–625.
- Pramod S Bhende , Himanshu Kashyap, Ramya R Nadig "Surgical management of a case of giant retinal tear with closed funnel retinal detachment in a pediatric patient" Indian J Ophthalmol. 2024 May 1;72(5):765.
- Sharma U, Rishi E, Rishi P, Gupta V, Raman R. Posterior segment manifestations of Takayasu arteritis: A narrative review. Indian J Ophthalmol. 2024 May 1;72(5):637–647.
- Venkatakrishnan, Jaichandran V. Lignocaine or hyaluronidase – Which causes more adverse drug reaction in regional ophthalmic anesthesia? A retrospective study. Indian Journal of Ophthalmology 72(5):p 750–752, May 2024.
- Bassi ST, Pamu R, Ambika S, Praveen S, Priyadarshini D, Dharini V, Padmalakshmi K. Optical coherence tomography in papilledema: A probe into the intracranial pressure correlation. Indian J Ophthalmol. 2024 May 1;72(5):672–676. doi: 10.4103/IJO.IJO\_1648\_23. Epub 2024 Jan 8.
- Ramya R Nadig, B Deepak , Vidya Neelamegam, George Moussa, Rajiv Raman "Global warming impact of fluorinated gases in ophthalmic surgeries at a tertiary eye center in India" Indian J Ophthalmol. 2024 May 1;72(5):692–696.
- Chawla A, Sreenivasan J, Bhende M. The "Best" masquerader. Indian J Ophthalmol. 2024 May 1;72(5):627–628.
- Edgar AK, Chong LX, Wood–Bradley R, Armitage JA, Narayanan A, Macfarlane S. The role of extended reality in optometry education: a narrative review. Clin Exp Optom. 2025 Apr;108(3):258–267. Epub 2024 Jun 30.
- Akshay Badakere , Swathi Vallabh Badakere , Syed Khaleeluddin Aijaz , Neha Gupta , Ramesh Kekunnaya , Sirisha Senthil "Intraoperative challenges and outcomes of paediatric cataract surgery following glaucoma filtering surgery" Int Ophthalmol. 2024 Jun 1;44(1):231.
- Mukherjee B, Backiavathy V, Umadevi C, Noronha OV. "Radiopathological Correlation in Orbital Lesions" Middle East Afr J Ophthalmol. 2024 Jun 14;30(2):98–102.
- Ronit Dutta, Geetha Iyer , Bhaskar Srinivasan, Asif Iqbal "Scleral lens induced short term corneal changes in eyes with Pellucid Marginal Degeneration" Cont Lens Anterior Eye. 2024 Jun;47(3):102173.

- Brughanya Subramanian, Meenakshi Kumar, Parveen Sen, Rajiv Raman "Optical Coherence Tomography Characteristics for Differentiating Scars in Type 1 (Polypoidal Choroidal Vasculopathy (PCV)) and Type 2 (Classical) Macular Neovascularization (MNV) in Age-Related Macular Degeneration (AMD)" Cureus. 2024 Jun 18; 16(6):e62593.
- Mahesh N, Devishamani CS, Raghu K, Mahalingam M, Bysani P, Chakravarthy AV, Raman R. "Advancing healthcare: the role and impact of AI and foundation models" Am J Transl Res. 2024 Jun 15;16(6):2166-2179.
- Sen P, Vaidya H. Whiplash Maculopathy Following Parachute Injury. J Ophthalmic Vis Res. 2024 Jun 21;19(2):260-263.
- Sen P, Vaidya H. Whiplash Maculopathy Following Parachute Injury. J Ophthalmic Vis Res. 2024 Jun 21;19(2):260-263.
- Sumita Agarkar, Akila Chandrasekaran , Gayathri J Panicker , Rajiv Raman "Cataract surgery outcomes in children and adolescents with type 1 diabetes mellitus" J AAPOS. 2024 Jun;28(3):103926.
- Badakere A, Badakere SV, Aijaz SK, Gupta N, Kekunnaya R, Senthil S. Intraoperative challenges and outcomes of pediatric cataract surgery following glaucoma filtering surgery. Int Ophthalmol. 2024 Jun 1;44(1):231.
- Pardhan S, Raman R, Moore BCJ, Cirstea S, Velu S, Kolarik AJ. Effect of early versus late onset of partial visual loss on judgments of auditory distance. Optom Vis Sci. 2024 Jun 1;101(6):393-398.
- Durairaj A, Arora R, Menon V, Subramanian K. A benign masquerade of eyelid malignancy: Discoid lupus erythematosus. Saudi J Ophthalmol. 2024 Jun 7;39(2):188-189.
- Sumita Agarkar, Akila Chandrasekaran , Gayathri J Panicker , Rajiv Raman "Cataract surgery outcomes in children and adolescents with type 1 diabetes mellitus" J AAPOS. 2024 Jun;28(3):103926.
- Nag A, Khetan V. Retinoblastoma – A comprehensive review, update and recent advances. Indian J Ophthalmol. 2024 Jun 1;72(6):778-788.
- Badakere A, Badakere SV, Aijaz SK, Gupta N, Kekunnaya R, Senthil S. Intraoperative challenges and outcomes of pediatric cataract surgery following glaucoma filtering surgery. Int Ophthalmol. 2024 Jun 1;44(1):231.
- Brughanya Subramanian, Meenakshi Kumar, Parveen Sen, Rajiv Raman "Optical Coherence Tomography Characteristics for Differentiating Scars in Type 1 (Polypoidal Choroidal Vasculopathy (PCV)) and Type 2 (Classical) Macular Neovascularization (MNV) in Age-Related Macular Degeneration (AMD)" Cureus. 2024 Jun 18; 16(6):e62593.

- Pardhan S, Raman R, Moore BCJ, Cirstea S, Velu S, Kolarik AJ. Effect of early versus late onset of partial visual loss on judgments of auditory distance. *Optom Vis Sci*. 2024 Jun 1;101(6):393–398.
- Ambika S, Lakshmi P. "Infectious optic neuropathy (ION), how to recognise it and manage it" *Eye (Lond)*. 2024 Aug;38(12):2302–2311.
- Durairaj A, Arora R, Menon V, Subramanian K. A benign masquerade of eyelid malignancy: Discoid lupus erythematosus. *Saudi J Ophthalmol*. 2024 Jun 7;39(2):188–189.
- Nag A, Khetan V. Retinoblastoma – A comprehensive review, update and recent advances. *Indian J Ophthalmol*. 2024 Jun 1;72(6):778–788.
- Biswas J, Jadhav S, Eswaran BV. Evolution of research in diagnosis and management of uveitis over four decades in India. *Indian J Ophthalmol*. 2024 Jun 1;72(6):809–815. doi: 10.4103/IJO.IJO\_1577\_23. Epub 2024 Mar 8.
- Xue CC, Sim R, Chee ML, Yu M, Wang YX, Rim TH, Hyung PK, Woong KS, Song SJ, Nangia V, Panda-Jonas S, Wang NL, Hao J, Zhang Q, Cao K, Sasaki M, Harada S, Toru T, Ryo K, Raman R, Surya J, Khan R, Bikbov M, Wong IY, Cheung CMG, Jonas JB, Cheng CY, Tham YC. Is Kidney Function Associated with Age-Related Macular Degeneration?: Findings from the Asian Eye Epidemiology Consortium. *Ophthalmology*. 2024 Jun;131(6):692–699. doi: 10.1016/j.ophtha.2023.12.030. Epub 2023 Dec 29.
- Bhowmick A, Kumar PP, Ratra D. Frequency of Non-strabismic Binocular Vision Anomalies among Optometrists in a Tertiary Eye Care Center in Southern India. *Indian J Occup Environ Med*. 2024 Apr-Jun;28(2):138–142. Epub 2024 Jun 28.
- Bhatt D, Shakeel A, Mehta P, Biswas J. "Intravitreal foscarnet rescues vision in a psoriasis patient developing CMV retinitis – A case report". *Indian J Ophthalmol Case Rep* Apr – June 2024;4:543–5.
- Wang TH, Aung T, Lu DW, George R, Senthil S, Lu F, Odani-Kawabata N, Park KH. Omidenepag Isopropyl 0.002% versus Latanoprost 0.005% in Open-Angle Glaucoma/Ocular Hypertension: The Randomized Phase III PEONY Trial. *Clin Ophthalmol*. 2024 Jul 16;18:2093–2106.
- Fatimah M, Agarkar S, Narayanan A. "Impact of defocus incorporated multiple segments (DIMS) spectacle lenses for myopia control on quality of life of the children: a qualitative study" *BMJ Open Ophthalmol*. 2024 Jul 2; 9(1):e001562.



- Kupersmith MJ, Fraser CL, Morgenstern R, Ambika S, Miller NR, Levin LA, Jette N; Quark207 NAION Study Group. "Ophthalmic and Systemic Factors of Acute Nonarteritic Anterior Ischemic Optic Neuropathy in the Quark207 Treatment Trial" *Ophthalmology*. 2024 Jul; 131(7):790-802.
- Sreenivasan J, Anand AR, Varma S, Garima. Challenging Case of Postoperative Nocardia Endophthalmitis. *J Vitreoretin Dis*. 2024 Jul 24;8(5):618-621.
- William Rojas-Carabali , Carlos Cifuentes-González , Laura Gutierrez-Sinisterra , Lim Yuan Heng , Edmund Tsui , Sapna Gangaputra , Srinivas Sadda , Quan Dong Nguyen , John H Kempen , Carlos E Pavesio , Vishali Gupta , Rajiv Raman , Chunyan Miao , "Managing a patient with uveitis in the era of artificial intelligence: Current approaches, emerging trends, and future perspectives" *Asia Pac J Ophthalmol (Phila)* 2024 Jul-Aug;13(4):100082.
- Ratra D, Sathishkumar S, Ratra A. "Increasing awareness and attitude toward clinical trials" *Indian J Ophthalmol*. 2024 Jul 1; 72(7):1071-1072.
- Nitya Raghu, Hennaav Kaur Dillon, Janani Srinivasan "A foveal quandary" *Case Reports Indian J Ophthalmol*, 2024 Jul 1; 72(Suppl 4):S540.
- Dutta R, Iyer G, Srinivasan B, Iqbal A. Aberration change after scleral lens wear in eyes with pellucid marginal degenerations. *Indian J Ophthalmol*. 2024 Jul 1;72(7):1037-1042. doi: 10.4103/IJO.IJO\_1820\_23. Epub 2024 Feb 5.
- Neelamegam V, Surya RJ, Venkatakrishnan P, Sharma T, Raman R. Association of eGFR with stages of diabetic retinopathy and age-related macular degeneration in Indian population. *Indian J Ophthalmol*. 2024 Jul 1;72(7):968-975. doi: 10.4103/IJO.IJO\_2558\_23. Epub 2024 Mar 8.
- Meethal NSK, Sisodia VPS, George R, Khanna RC. Barriers and Potential Solutions to Glaucoma Screening in the Developing World: A Review. *J Glaucoma*. 2024 Aug 1;33(Suppl 1):S33-S38.
- Kowsigan Magesan , Parthoprattim Dutta Majumder , Mamta Agarwal , Amala E George , Vinita Nair , Sudha K Ganesh , Jyotirmay Biswas, "Surgically induced necrotizing scleritis (SINS): Is it a standalone condition or a variant of necrotizing scleritis?" *Indian J Ophthalmol*. 2024 Jul 1;72(Suppl 4):S592-S595.
- Magesan K, Ahmed A, George AE, Ganesh SK, Biswas J, Dutta Majumder P. "An Analysis of the clinical and investigative profile of uveitis in the elderly: First case series from India". *Indian J Ophthalmol* July 2024 2024; 72:S596-600.

- Mukherjee B, Lalduhkimi C, Noronha V, Krishnakumar S. "Double trouble: orbital rhabdomyoma with trichinellosis" *Orbit*. 2024 Aug; 43(4):474–479.
- Ruhi Girish Jange, Koka K. "The high-brow tale" *Orbit*. 2024 Aug 28:1.
- Khanna R, Devishanmani CS, Pradeep S, Biswas J. Multimodal Imaging of a Case of Bilateral Frosted Branch Angiitis in a 5-Year-Old Boy Secondary to Epstein Barr Virus (EBV) Infection. *Ocul Immunol Inflamm*. 2024 Aug;32(6):1117–1120. doi: 10.1080/09273948.2023.2194412. Epub 2023 Apr 18.
- Joshi A, Rao C, Majumder PD, Anand AR. "Paenibacillus lautus: A new foe in endogenous endophthalmitis" *Retin Cases Brief Rep*. 2024 Aug 6.
- Lau ECH, Rajput VK, Hunter I, Florez-Arango JF, Ranatunga P, Veil KD, Kulatunga G, Gogia S, Kuziemy C, Ito M, Iqbal U, John S, Iyengar S, Ramachandran A, Basu A. Telehealth and Precision Prevention: Bridging the Gap for Individualised Health Strategies. *Yearb Med Inform*. 2024 Aug;33(1):64–69.
- Pyare R, Dutta Majumder P, Shah M, Kaushik V, Agarwal M, Biswas J. Tofacitinib in Scleritis: A Case Series. *Ocul Immunol Inflamm*. 2024 Aug;32(6):884–890. doi: 10.1080/09273948.2022.2113805. Epub 2022 Sep 20.
- Manoharan A, Majumder PD, Biswas J. "A case series of uveitis in patients with multiple sclerosis" *Indian J Ophthalmol*. 2024 Aug 1;72(8):1223–1224.
- Manoharan A, Mohan S, Raman R, Biswas J. Intravitreal Anti-Vascular Endothelial Growth Factor and Moxifloxacin for Treatment of Tubercular Choroidal Granuloma and Sub retinal Abscess. *Ocul Immunol Inflamm*. 2024 Aug;32(6):1086–1090. doi: 10.1080/09273948.2022.2159843. Epub 2023 Jan 13.
- Venkatakrishnan, Jaichandran Vepary. Hypersensitivity reaction to injection hyaluronidase after multiple eye surgery: Presentation, management, and preventive strategies. *Indian Journal of Ophthalmology* 72(8):p 1216–1218, August 2024.
- Mohapatra, A., Gupta, P. & Ratra, D. Correction: Accelerated hydroxychloroquine toxic retinopathy (response to letter). *Doc Ophthalmol* 149, 61 (2024).
- Kottarathil MS, D'Cruze L, Sundaram S, Kalantri SH, Malik A. Spectrum of Kikuchi-Fujimoto Disease: A 10-Year Study in a Tertiary Care Centre in South India. *Cureus*. 2024 Sep 21;16(9):e69888.
- Mishra S, Subramanian N. A rare coexistence of epibulbar dermoid, leiomyoma, and rudimentary globe. *Orbit*. 2024 Sep 12:1.

- Wendy M. Wong, Yih Chung Tham, Lauren N. Ayton, Alexis Ceecee Britten-Jones, Thomas L. Edwards, John Grigg, Matthew P. Simunovic, Fred K. Chen, Zi Bing Jin, Ren Juan Shen, Ruifang Sui, Liping Yang, Chen Zhao, Haoyu Chen, Shiyang Li, Xiaoyan Ding, Muna Bhende, Rajiv Raman, Parveen Sen, B. PoornachandraValen Chia, Florence Manurung, Muhammad Bayu Sasongko, Hanako Ikeda, Kaoru Fujinami, Se Joon Woo, Sang Jin Kim, Mae Lynn Catherine Bastion, Ain Tengku Kamalden, Penny P. Lott, Kenneth Fong, Manoharan Shunmugam, Amelia Lim, Raba Thapa, B. "Practice Patterns and Challenges in Managing Inherited Retinal Diseases Across Asia-Pacific: A Survey from the APIED Network" *Asia-Pacific Journal of Ophthalmology*, Sept 2024.
- Raman R, Ravichandran JS. Biennial diabetic eye screening: unveiling ethnic and age-related disparities in delayed diagnosis. *Evid Based Nurs*. 2024 Sep 20;27(4):151.
- Atiya A, Hussaindeen JR, Ambika S Gupta N "Reading eye movements among homonymous hemianopia" *Indian J Ophthalmol*. 2024 Sep 19.
- Paramasivan G, Bhaskaran G, Gopalakrishnan S, Santhakumar DP, Raman R. A Ray of Hope in Darkness: A Case Report on the Rehabilitation of a Patient With Sudden Visual Impairment Due to Traumatic Optic Neuropathy. *Cureus*. 2024 Sep 30;16(9):e70572.
- Paramasivan G, Gopalakrishnan S, Khurana M, Raman R. Unlocking Clinical Insights and the Life-Changing Impact of Low-Vision Devices in Primary Open-Angle Glaucoma Patients. *Cureus*. 2024 Sep 29;16(9):e70458.
- Kumaran SE, Khadka J, Rakshit A, Hussaindeen JR, Pesudovs K. Constructing country-specific quality-of-life item banks for adults with amblyopia and strabismus in Australia and India. *Clin Exp Optom*. 2024 Sep;107(7):723-730. doi: 10.1080/08164622.2023.2281470. Epub 2023 Nov 19.
- Hennaav Kaur Dhillon, Abinaya Valliappan, Sumita Agarkar. Unilateral pigmented posterior lenticonus with retinochoroidal coloboma: a case report. *Journal of American Association for Pediatric Ophthalmology and Strabismus*, September 2024 28(5):103995
- Khan R, Sharma A, Ravikumar R, Sivaprasad S, Raman R. Correlation of gut microbial diversity to sight-threatening diabetic retinopathy. *BMC Microbiol*. 2024 Sep 13;24(1):342.
- Natarajan R, Vijayaraghavan M. Letter Regarding: Case of Progressive Keratoconus With Newly Diagnosed Pellucid Marginal Degeneration After Corneal Cross-Linking. *Cornea*. 2024 Sep 1;43(9):e20-e22.

- Alam MS, Pal SS, Krishnakumar S. Congenital orbital fibrosis: report of two cases and review of literature. *Orbit*. 2024 Oct;43(5):600-604. doi: 10.1080/01676830.2023.2223686. Epub 2023 Jun 20.
- Agarwal S, Doan S, Srinivasan B, Iyer G, Leonardi A. "Unraveling the complexity - Insights and interventions of refractory vernal keratoconjunctivitis" *Ocul Surf*. 2024 Oct;34:173-182.
- Agarwal M, Vijayaraghavan M, Muthuvel B, Narayanasamy A. Biochemical Analysis of Aqueous Humor in an Elderly Patient with Multiple Myeloma Presenting First as Bilateral Chronic Uveitis. *Ocul Immunol Inflamm*. 2024 Sep;32(7):1479-1483. doi: 10.1080/09273948.2023.2229416. Epub 2023 Jul 10.
- Zhang Z, Griva K, Rojas-Carabali W, Patnaik G, Liu R, Sobrin L, Kempen JH, Finger RP, Gupta V, Ang B, Agrawal R. Psychosocial Well-Being and Quality of Life in Uveitis: A Review. *Ocul Immunol Inflamm*. 2024 Sep;32(7):1380-1394.
- Suresh Janani, Srinivasan Krithica , Sachi B Saranya , Shinde Lakshmi , Ram M R Nivethikka , Jathanna J Shefali , Subramaniyam Saravanan , K Eshwari , Ramesh S Ve , Asokan Rashima "Occupational Hazards, Associated Ocular Morbidities and Impact of Refractive Safety Eyewear among Agriculture Workers in India - A Two State Study" *Indian J Occup Environ Med*. 2024 Jul-Sep;28(3):182-188.
- Anshukita A, L. Dhanurekha, A. R. Anand & Jyotirmay Biswas. "Polymerase Chain Reaction for Detection of Mycobacterium tuberculosis in Granulomatous Anterior Uveitis – An Analysis of 51 Eyes" *Ocular Immunology and Inflammation*, 2025 Apr;33(3):457-462. Epub 2024 Oct 29.
- Dutta Majumder P, Agarwal M, Manoharan A, Anand AR. Bilateral Scleritis with Heterogeneous Etiologies: A Diagnostic Dilemma. *Ocul Immunol Inflamm*. 2024 Oct;32(8):1869-1872. doi: 10.1080/09273948.2023.2288212. Epub 2023 Dec 21.
- Kamat H, Sivaraman A, C B M, Dutta Majumder P. Retinal Vasculitis in a Patient with Rhupus. *Ocul Immunol Inflamm*. 2024 Oct;32(8):1907-1909. doi: 10.1080/09273948.2023.2295533. Epub 2024 Jan 4.
- Raman R, Roy M. Navigating the landscape of blue-light filtering lenses. *Evid Based Nurs*. 2024 Sep 20;27(4):150. doi: 10.1136/ebnurs-2023-103856. PMID: 38262699.
- Agarwal M, Vijayaraghavan M, Muthuvel B, Narayanasamy A. Biochemical Analysis of Aqueous Humor in an Elderly Patient with Multiple Myeloma Presenting First as Bilateral Chronic Uveitis. *Ocul Immunol Inflamm*. 2024 Sep;32(7):1479-1483. doi: 10.1080/09273948.2023.2229416. Epub 2023 Jul 10.



- Jiajia Li, Zhouyu Guan, Jing Wang , Carol Y Cheung , Yingfeng Zheng , Lee-Ling Lim , Cynthia Ciwei Lim , Paisan Ruamviboonsuk , Rajiv Raman , Leonor Corsino , “Integrated image-based deep learning and language models for primary diabetes care” *Nat Med.* 2024 Oct; 30(10):2886-2896.
- Zhang L, Rojas-Carabali W, Choo SS, Thng ZX, Lim YH, Lee B, Jun SW, Patnaik G, Biswas J, Agarwal A, Testi I, Mahajan S, Kempen JH, Smith JR, McCluskey P, Kon OM, Nguyen QD, Pavesio C, Gupta V, Agrawal R; Collaborative Ocular Tuberculosis Study (COTS) Group. “Validation of the Online Collaborative Ocular Tuberculosis Study Calculator for Tubercular Uveitis.” *JAMA Ophthalmol.* Published online October 31, 2024.
- Besagar S, de-la-Torre A, Thorne J, Biswas J, Agrawal R, Suhler EB, Kempen JH, Gangaputra S. “Epidemiology of Intermediate Uveitis”. *Ocul Immunol Inflamm.* 2024 Oct 3:1-9.
- Rojas-Carabali W, Cifuentes-González C, Wei X, Putera I, Sen A, Thng ZX, Agrawal R, Elze T, Sobrin L, Kempen JH, Lee B, Biswas J, Nguyen QD, Gupta V, de-la-Torre A, Agrawal R. Evaluating the Diagnostic Accuracy and Management Recommendations of ChatGPT in Uveitis. *Ocul Immunol Inflamm.* 2024 Oct;32(8):1526-1531.
- Vyas A, Deshpande A, Sen S, Kim R, Rajalakshmi R, Mohan V, Raman R, Raman S. Population-Based Artificial Intelligence Assessment of Relationship Between the Risk Factors for Diabetic Retinopathy in Indian Population. *Ophthalmic Epidemiol.* 2024 Oct;31(5):393-399. doi: 10.1080/09286586.2023.2285971. Epub 2023 Dec 12.
- Navid Manafi , Deniz Oncel , Aditya Verma , Giulia Corradetti , Shin Kadomoto , Alireza Mahmoudi, Ahmed Roshdy Alagorie , Naresh Kumar Yadav, Rajeev R Pappuru , Adnan Tufail , Houry Esmailkhanian , Muneeswar G Nittala , Rajiv Raman , Srinivas Sadda “Relationship between macular perfusion and lesion distribution in diabetic retinopathy” *Eye (Lond).* 2024 Oct;38(14):2724-2730.
- Anuradha Narayanan, Chande P, Satgunam P, Ramani KK, Srinivasan K, Bharadwaj SR. “Optometric education in India: addressing the needs of three billion eyes” *Clin Exp Optom.* 2025 Apr; 108(3):274-281. doi: 10.1080/08164622.2024.2414791. Epub 2024 Oct 23.
- Bassi ST, Bassi M. The unseen in COVID-19. *Indian J Ophthalmol.* 2024 Oct 1;72(10):1518-1519.
- Sreenivasan J, Joshi A, Chawla A. Anterior segment ischemia following scleral buckle surgery: The forgotten enemy. *Oman J Ophthalmol.* 2024 Oct 24;17(3):396-398.

- Fraser, F Costello, S Hamann; Optic Disc Drusen Studies (Odds) Consortium Alvilda Hemmingsen Steensberg , Aubrey L Gilbert 6, Axel Petzold , Bradley J Katz , Clare L Fraser , Dan Milea , Fiona Costello, Heather E Moss , Hyunjin Shin , J Alexander Fraser , Jason H Peragallo , Jesse Gale , Judith E A Warner , Kathleen B Digre , Lasse Malmqvist , Lea Lykkebirk , Lulu L C D Bursztyn , Marie-Bénédicte Rougier , Masoud Aghsaei Fard , Mays A El-Dairi , Michael J A Girard , Mitchell Lawlor , Nailyn Rasool , Nancy J Newman , Neringa Jurkute , Patrick A Sibony , Pedro Fonseca , Peter A Quiros , Peter M Maloca , Prem S Subramanian , Ruth Huna-Baron , Shannon J Beres , Shikha Talwar Bassi , Simon P Rothenbuehler , Sui H Wong , Susan P Mollan , Susana Noval Martín , Valerie Biousse , Veeral S Shah , Yaping Joyce Liao , "PHOMS: An apt and accurate acronym" *A Arch Soc Esp Oftalmol (Engl Ed)*. 2024 Oct; 99(10):464-466.
- Tang Z, Wang X, Ran AR, Yang D, Ling A, Yam JC, Zhang X, Szeto SKH, Chan J, Wong CYK, Hui VWK, Chan CKM, Wong TY, Cheng CY, Sabanayagam C, Tham YC, Liew G, Anantharaman G, Raman R, Cai Y, Che H, Luo L, Liu Q, Wong YL, Ngai AKY, Yuen VL, Kei N, Lai TYY, Chen H, Tham CC, Heng PA, Cheung CY. Deep learning-based image quality assessment for optical coherence tomography macular scans: a multicentre study. *Br J Ophthalmol*. 2024 Oct 22;108(11):1555-1563.
- Patnaik G, Jagadeesh S, Bhende M, Biswas J. "Uveal Effusion Syndrome Due to WNT10A Mutation" *Ocul Immunol Inflamm*. 2025 Apr;33(3):492-496. doi: 10.1080/09273948.2024.2413903. Epub 2024 Oct 15.
- Palanisamy K, Karpagavalli M, Nareshkumar RN, Ramasubramanyan S, Angayarkanni N, Raman R, Chidambaram S. Adiponectin-induced activation of ERK1/2 drives fibrosis in retinal pigment epithelial cells. *Hum Cell*. 2024 Oct 26;38(1):8.
- Ambika Chandrasekar, Shweta Agarwal, Bhaskar Srinivasan, Geetha Iyer, Anuradha Narayanan "Rasch analysis of quality of life in children with vernal keratoconjunctivitis (QUICK) questionnaire" *Clin Exp Optom*. 2024 Oct 14:1-7.
- Besagar S, de-la-Torre A, Thorne J, Biswas J, Agrawal R, Suhler EB, Kempen JH, Gangaputra S. "Epidemiology of Intermediate Uveitis". *Ocul Immunol Inflamm*. 2024 Oct 3:1-9.
- Sen A, Rao C, Biswas J. An update of multimodal imaging in white dot syndrome. *Oman J Ophthalmol* 2024 Oct 24; 17:325-333.
- Agarwal S. The critical role of lid and lid margin in ocular surface disorders. *Indian J Ophthalmol*. 2024 Oct 1;72(10):1385-1386.

- Ramya Sachidanandam, Anuradha Narayanan "Profile of Falls and Its Associated Factors among Adults with Visual Impairment: A Cross-sectional Study from a Tertiary Eye Hospital" *Indian J Public Health*. 2024 Oct 1;68(4):488-494.
- Mohapatra A, Biswas J. Granulomatous panuveitis following prolonged silicone oil tamponade - A Clinicopathological study. *Indian J Pathol Microbiol*. 10.4103/ijpm.ijpm\_463\_24, October 17, 2024.
- Agarwal A, Parthoprati Dutta Majumder "Indocyanine green angiography reveals choroidal hypoperfusion in subacute sclerosing panencephalitis (SSPE)" *Eur J Ophthalmol*. 2024 Nov;34(6):NP38-NP43.
- Subramanian B, Nangia P, Rishi P, Walinjar JA, Ratra D, Vadivelu JP, Majumder PD, Biswas J, Raman R. "Clinical Profiles of Retinal Vasoproliferative Tumors" *J Vitreoretin Dis*. 2024 Nov 14;24741264241296464.
- Jones A, Vijayan TB, John Sheila. "Diagnosing Cataracts in the Digital Age: A Survey on AI, Metaverse, and Digital Twin Applications" *Semin Ophthalmol*. 2024 Nov;39(8):562-569.
- Ahmed AS, Dutta Majumder P, Elizabeth A, Rao V, Ganesh S, Biswas J. Retinal Vasoproliferative Tumours in Uveitis. *Ocul Immunol Inflamm*. 2024 Nov;32(9):2056-2060. doi: 10.1080/09273948.2024.2317418. Epub 2024 Feb 29.
- Meena Lakshmipathy, Matai Hiren Deepak, Shweta Agarwal, Niveditha Narayanan, Rama Rajagopal, Rachapalle Reddi Sudhir, Appakkudal R Anand "Incidence and Outcomes of Infectious Keratitis After Corneal Collagen Cross-Linking Over 10 years From a Tertiary Care Center in South India" *Cornea*. 2024 Nov 12.
- Mohapatra A, Sudharshan S, Majumder PD, Sreenivasan J, Raman R. Clinical Profile and Ocular Morbidities in Patients with Both Diabetic Retinopathy and Uveitis. *Ophthalmol Sci*. 2024 Mar 7;4(6):100511. doi: 10.1016/j.xops.2024.100511. eCollection 2024 Nov-Dec.
- Raghu K, Surya R J, Rani PK, Sharma T, Raman R. Incidence and Progression of Diabetic Retinopathy in Urban India: Sankara Nethralaya Diabetic Retinopathy Epidemiology and Molecular Genetics Study, 15yr Follow up. *Ophthalmic Epidemiol*. 2025 Aug;32(4):428-436. Epub 2024 Nov 12.
- Hussain A, Mohammad A, Tharsis A, Badakere A, Agarkar S. Association of sleep timings, duration, consistency, and chronotype with premyopia and myopia among Indian children. *Eur J Ophthalmol*. 2024 Nov;34(6):1770-1780. doi: 10.1177/11206721241231335. Epub 2024 Feb 8.

- Raghu K, Surya RJ, Mishra C, Singh K, Mohanty N, Sahoo JK, Sahoo SP, Singh AK, Raman R. Evaluating the role of serum cystatin C as a circulating biomarker of diabetic retinopathy from a rural Indian population. *Taiwan J Ophthalmol*. 2024 Nov 11;14(4):573-578.
- Gayathri J Panicker, Sumita Agarkar, Mona Khurana, Visakh Thomas "Secondary Glaucoma after Cataract Surgery Performed in Infancy in Congenital Rubella Syndrome: A Case Control Study" *Ophthalmol Glaucoma*. 2024 Nov-Dec;7(6):602-607.
- Subramanian B, Nangia P, Rishi P, Walinjar JA, Ratra D, Vadivelu JP, Majumder PD, Biswas J, Raman R. Clinical Profiles of Retinal Vasoproliferative Tumors. *Journal of VitreoRetinal Diseases*. 2024; 0(0). 2024 Nov 14:24741264241296464.
- Ramanadhane R, Gopal L, Bhende M. Blurry vision and pneumonia in an elderly patient. *Indian J Ophthalmol*. 2024 Nov 1;72(11):1541.
- Rajalakshmi R, PramodKumar TA, Naziyagulnaaz AS, Anjana RM, Raman R, Manikandan S, Mohan V. Leveraging Artificial Intelligence for Diabetic Retinopathy Screening and Management: History and Current Advances. *Semin Ophthalmol*. 2024 Nov 24:1-8.
- Dutta Majumder P, Abraham S, Sudharshan S, Janarthanan M, Ramanan AV. Tofacitinib for Refractory Uveitis and Scleritis in Children: A Case Series. *Ocul Immunol Inflamm*. 2024 Nov;32(9):2092-2095. doi: 10.1080/09273948.2024.2323671. Epub 2024 Mar 5.
- Bassi ST, Newman NJ, Chen JJ, Tisavipat NY, Mollan SP, Moss HE, Milea D. Recent advances in neuro-ophthalmology. *Indian J Ophthalmol*. 2024 Nov 1;72(11):1544-1559.
- Biswas J, Mathew NR. Retinal vasculitis – Current approach to diagnosis, investigations, and management. *J Ophthalmic Res Pract*. Dec 2024
- Bassi, Shikha T, Newman, Nancy, Chen, John, Tisavipat, Nanthaya Yui3, Mollan, Susan, Moss, Heather, Milea, Dan, "Recent advances in neuro-ophthalmology" *Indian Journal of Ophthalmology* 72(11):p 1544-1559, November 2024.
- Agarwal S, Srinivasan B, Iyer G, Pandey S, Agarwal M, Dhiman R, Surya J, Anand AR. Author's Response to comments on "Depth, size of infiltrate, and the microbe – The trio that prognosticates the outcome of infective keratitis". *Indian J Ophthalmol*. 2024 Nov 1;72(11):1678.
- Raman R, Narayanan R. Diabetic macular oedema (DMO): an introduction. *Community Eye Health*. 2025;37(125):9-10. Epub 2025 Jan 31.

- Areeba Shakeel, Darshan M Bhatt, Lingam Gopal, Rajiv Raman, Chetan Rao, S Sripriya, Muna Bhende "Phenotype and genetic spectrum of six Indian patients with bestrophinopathy" *Taiwan J Ophthalmol*. 2024 Dec 3;14(4):602-608.
- Kene RD, Desai S, Rao C, Dutta Majumder P. An Unusual Case of Exudative Retinal Detachment in a 6-Year-Old Child with Acute Retinal Necrosis. *Ocul Immunol Inflamm*. 2024 Dec 21:1-4.
- Rakshita Kene, Prakhar Singhai, Rajiv Raman, Parthoprati Dutta Majumder "Presumed Fungal Retinitis Following Adalimumab Therapy for Juvenile Idiopathic Arthritis: A Rare Case Report" *Ocul Immunol Inflamm*. 2024 Dec;32(10):2540-2543.
- Jange RG, Koka K, Alam MS, Krishnakumar S, Muthusamy R, Biswas J. A rare case of lacrimal sac dirofilariasis confirmed by polymerase chain reaction. *Orbit*. 2024 Dec;43(6):755-757. doi: 10.1080/01676830.2023.2278611. Epub 2023 Nov 17.
- Nagarajan S, Meethal NSK, Pel JJM, Asokan R, Negiloni K, George R. Characterization of Gaze Metrics and Visual Search Pattern Among Glaucoma Patients While Viewing Real-World Images. *J Glaucoma*. 2024 Dec 1;33(12):987-996.
- Magesan, Kowsigan; Majumder, Parthoprati D; Agarwal, Mamta; George, Amala E; Nair, Vineeta; Ganesh, Sudha K; Biswas, Jyotirmay. Author Response: Comment on Surgically induced necrotizing scleritis (SINS): Is it a standalone condition or a variant of necrotizing scleritis?. *Indian Journal of Ophthalmology* 72(12):p 1813-1814, December 2024.
- Trupti S Patil, Viswanathan Natarajan, Ronnie George "To identify risk factors for central visual field progression in moderate to advanced glaucoma" *Indian J Ophthalmol*. 2024 Dec 1;72(12):1734-1740.
- Khan, Nida; Dutta Majumder, Parthoprati; Janarthanan, Mahesh; Biswas, Jyotirmay. Efficacy of adalimumab in noninfectious pediatric uveitis: Analysis of 29 eyes from a tertiary eye care center in India. *Indian Journal of Ophthalmology*, Dec, 2024.
- Khetan V, Krishnakumar S, Maitra P. "Lens subluxation in retinoblastoma - Where does it fit in the classification of retinoblastoma" *Indian J Ophthalmol*. 2024 Dec 1;72(12):1837-1838.
- Koka K, Zeppieri M, Patel BC. Periocular Capillary Infantile Hemangiomas. *StatPearls* 2025 Jan.



- Hirawat RS, Krishnappa NC, Sundarmoorthy S, Raviselvan M, Ratra D. Long-term outcomes of scleral fixated black diaphragm intraocular lens in eyes with combined aphakia and aniridia. *Eur J Ophthalmol*. 2025 Jul;35(4):1221-1227. Epub 2025 Jan 2.
- Khan R, Maseedupally V, Thakoor KA, Raman R, Roy M. Noninvasive Anemia Detection and Hemoglobin Estimation from Retinal Images Using Deep Learning: A Scalable Solution for Resource-Limited Settings. *Transl Vis Sci Technol*. 2025 Jan 2;14(1):20.
- Prabrish Banerjee, Kirithi Koka, Bipasha Mukherjee "Extrapulmonary Tuberculosis in a Child Presenting as an Eyelid Cyst" *Eye (Lond)*. 2025 Jan 17.
- Koka K, Patel BC. Ptosis Correction. 2023 Jul 10. In: *StatPearls* [Internet]. Treasure Island (FL): StatPearls Publishing; 2025 Jan
- Manishika Thamotharan, Ramavath Shree Keerti, A R Anand, Jyotirmay Biswas "Sphingomonas paucimobilis: Navigating from Recurrent Hypopyon Anterior Uveitis to Endogenous Endophthalmitis: A Case Report". *Ocul Immunol Inflamm*. 2025 Jan;33(1):158-160.
- Rao Chetan, Bhende Muna, Munk MR, Turgut F, Faes L, Jaggi D, Freund KB, Sadda SR, Peto T, Wang RK, Pircher M, Curcio CA, Sun J, Kashani AH; International Retinal Imaging Society Research Group. "Standardization of OCT Angiography Nomenclature in Retinal Vascular Diseases: Consensus-Based Recommendations" *Ophthalmol Retina*. 2025 Jan 31:S2468-6530(25)00047-8.
- Patterson TJ, Gu W, Eliason D, Rojas-Carabali W, Lee B, Mahendradas P, Biswas J, Majumder PD, Agarwal M, Pavesio C, Gupta V, Agrawal R, Blanch RJ. Sympathetic ophthalmia: epidemiology and cohort-based assessment of clinical outcomes. *Br J Ophthalmol*. 2025 Jan 28;109(2):223-227.
- Ratra V, Preethi P, Surendran TS, Krishnakumar S, Ratra D. Duplicate iris: a case report on bilateral accessory iris membrane. *Clin Exp Optom*. 2025 Jan;108(1):97-99. doi: 10.1080/08164622.2023.2291066. Epub 2023 Dec 6.
- Cano M, Dhanapala M, Kang M, Piyasena MP, Raman R, Yorston D. "Biosimilars for anti-VEGF treatment of macular diseases: country and region reports" *Community Eye Health*. 2025;37(125):22-23. Epub 2025 Jan 31.
- Ratra D, Murari S, Dalan D, Agarwal V. "Immediate response to intravitreal treatment for macular edema due to diabetes and retinal vein occlusion" *Eur J Ophthalmol*. 2025 Jan;35(1):298-305.
- Radhika Natarajan, Divya Giridhar, "Corneal scarring after epithelium-off collagen cross-linking", *Indian J Ophthalmol*. 2025 Jan 1;73(1):28-34.

- Gopal L, Bhende P, Rao C, Sen P, Sharma T, Dasgupta D. Long-term follow-up after lens-sparing vitrectomy for complications of retinopathy of prematurity. *Indian J Ophthalmol.* 2025 Jan 1;73(Suppl 1):S132-S138.
- Kiran Bharat Gaikwad, Jayavigneeswari Suresh Babu, K T Shreya Parthasarathi, Janakiraman Narayanan, Prema Padmanabhan, Akhilesh Pandey, Seetaramanjaneyulu Gundimeda, Sailaja V Elchuri, Jyoti Sharma "Computational approaches for identifications of altered ion channels in keratoconus" *Eye (Lond).* 2025 Jan;39(1):145-153.
- Igelman AD, White E, Tayyib A, Everett L, Vincent A, Heon E, Zeitz C, Michaelides M, Mahroo OA, Katta M, Webster A, Preising M, Lorenz B, Khateb S, Banin E, Sharon D, Luski S, Van Den Broeck F, Leroy BP, De Baere E, Walraedt S, Stingl K, Kuehlewein L, Kohl S, Reith M, Fulton A, Raghuram A, Meunier I, Dollfus H, Aleman TS, Bedoukian EC, O'Neil EC, Krauss E, Vincent A, Jordan C, Iannaccone A, Sen P, Sundaramurthy S, Nagasamy S, Balikova I, Casteels I, Borooah S, Yassin S, Nagiel A, Schwartz H, Zanlonghi X, Gottlob I, McLean RJ, Munier FL, Stephenson A, Sisk R, Koenekoop R, Wilson LB, Fredrick D, Choi D, Yang P, Pennesi ME. Characterising the refractive error in paediatric patients with congenital stationary night blindness: a multicentre study. *Br J Ophthalmol.* 2025 Jan 28;109(2):286-292.
- Yazib SA, Choo MM, Khaliddin N, Ong CP, Choo YM, Kamar AA, Lingam GG, Kamalden TA. The association of cytokine levels and postnatal factors with retinopathy of prematurity. *Indian J Ophthalmol.* 2025 Jan 1;73(Suppl 1):S139-S143.
- Neelamegam V, Surya JR, Venkatakrishnan P, Sharma T, Raman R. Author's Response to comment on: Association of eGFR with stages of diabetic retinopathy and age-related macular degeneration in an Indian population. *Indian J Ophthalmol.* 2025 Jan 1;73(Suppl 1):S177.
- Shah SM, Prabhu P, Biswas J. Intravitreal steroid implants in the management of noninfectious intermediate and posterior uveitis. *Indian J Ophthalmol.* 2025 Jan 1;73 (Suppl 1):S37-S46.
- Devesh Kumawat, Vivek Pravin Dave, Pradeep Venkatesh, Mahesh P Shanmugam, Manish Nagpal, Vishali Gupta, Pramod S Bhende, Naresh Babu Raja Narayanan, Daraius Shroff Macular Hole Survey Study Group "Surgeon's perceptions and preferences in the management of idiopathic macular hole" *Indian J Ophthalmol.* 2025 Jan 1;73(Suppl 1):S83-S87.

- Raghu N, Dhillon HK. The Dubious Obscuration. *Oman J Ophthalmol*. 2025 Feb 25;18(1):102-103.
- A.N. Rizza, Nethra Lenin, Yazhini Ramaswamy, Deepak Kumar Sundaramoorthy, Rajiv Raman, Sinnakaruppan Mathavan. Meta-analysis of genes and genetic variants implicated in Type II diabetes mellitus, diabetic retinopathy, and diabetic nephropathy. *Human Gene* Feb 2025;43,201362.
- Wen W, Farzavandi SK, Sato M, Quah BL, Ko ST, Surendran TS, Wang AG, Hwang JM, Sitorus RS, Dai S, Zhang W, Zhao K, Yam JC, Martin F, Zhao C. "Clinical practices on acute acquired comitant esotropia: A consensus statement proposed by the Council of Asia-Pacific Strabismus and Pediatric Ophthalmology Society" *Asia Pac J Ophthalmol (Phila)*. 2025 Jan-Feb;14(1):100134.
- Gaikwad, K.B., Babu, J.S., Parthasarathi, K.T.S. et al. Correction: Computational approaches for identifications of altered ion channels in keratoconus. *Eye* 39, 205 (2025).
- Sen S, Khalid H, Udaya P, Raman R, Rajendram R, ElHousseini Z, Nicholson L, Kannan NB, Ramasamy K, Kumaragurupari T. Ultrastructural imaging biomarkers in diabetic macular edema: A major review. *Indian J Ophthalmol*. 2025 Jan 1;73(Suppl 1):S7-S23.
- Pratheeba Devi Nivean, Rohit Shetty, Swaminathan Sethu, Arkasubhra Ghosh, Govindasamy Kumaramanikavel, Keerti Koka, Carroll A B Webers, Tos Tjm Berendschot, Dion Paridaens, "Role of biomarkers in South Indian Thyroid Eye Disease study (SITED)" *Orbit*. 2025 Feb 12:1-9.
- Pal SS, Alam MS "Eccrine spiradenoma of eyelid – a rare tumor at an unusual location with literature review" *Orbit*. 2025 Feb;44(1):101-103.
- Mamta Agarwal, Aleksandra Radosavljevic, A R Anand, N Vishwanathan, Emmett T Cunningham Jr. "Infectious Scleritis – Clinical Characteristics, Causative Factors, and Treatment Outcomes in an Indian Population" *Ocul Immunol Inflamm*. 2025 Feb;33(2):250-262.
- Lim SSM, Brooker A, Giampiccolo A, Klidis S, Lim HS, Mei M, Narayanan A, Neuville J, Putnam NM, Srinivasan K, Ting PW, Tsui M, Woo KZ, Zoumboukos DT, Lek JJ. Resilience and its associated factors in optometry students from eight institutions across six countries. *Clin Exp Optom*. 2025 Apr;108(3):310-317. Epub 2025 Feb 3.
- Rajendran S, Narayansamy A, Annamalai R, Cruze LD, Kathiresan P, Kuppan K. Proteome of pericytes from retinal vasculature of diabetic donor eyes. *Exp Eye Res*. 2025 Feb;251:110178.

- Gopinath Madheswaran, K Eshwari, Judith Shefali Jathanna, Syed Ibrahim, Krithica Srinivasan, Lakshmi Shinde, Ramesh S Ve, Rashima Asokan, S Saravanan, S B Saranya, "Facilitators and barriers to protective eyewear acceptance among Indian farmers: a qualitative studyf Judith" BMC Public Health. 2025 Feb 5;25(1):479.
- Janani Balaji, Madhumathi Subramanian, Swetha Saravanan, Anuradha Narayanan "Cost and benefits of availing specialty contact lenses for irregular cornea and ocular surface diseases from patient perspectives" Cont Lens Anterior Eye. 2025 Feb 22:102385.
- Mohan S, Shilpa IN, Ratra D. Double focal choroidal excavation with choroidal neovascularization. Oman J Ophthalmol. 2025 Feb 25;18(1):91-92.
- Dhanashree Ratra, Kasturi Bhattacharjee, Janejit Choovuthayakorn, Samata Sharma, Yogesh Tawdekar, Chaitra Jayadev, Shanti F Boesoirie, Andres M Rousselot, William Rojas-Carabali, Stephanie L Watson, Bernett Lee, Rupesh Agrawal IGATES Study Group "Geographical differences in ophthalmic trauma outcomes and risk factors: the International Globe and Adnexal Trauma Epidemiological Eye Study (IGATES)" Eye (Lond). 2025 Feb 19.
- Cifuentes-González C, Le Tong Y, Mejía-Salgado G, Chan R, Walter CFY, Rojas-Carabali W, Putera I, Mobasserian A, Nora RD, Biswas J, Gangaputra S, Pulido JS, Kempen JH, Nguyen QD, de-la-Torre A, Gupta V, Rosenbaum JT, Agrawal R; REVISE-IUSG study group. "Global demographic and etiological variations of retinal vasculitis: A systematic review and meta-analysis: International Uveitis Study Group (IUSG) Retinal Vasculitis Study (ReViSe) Report 1" Survey of Ophthalmology, 2025 Jul-Aug;70(4):756-770. Epub 2025 Feb 5.
- Sanjana Chouhan S, Neelamegam V, Raghu K, Surya RJ, Janarthanam JB, Rao C, Mohapatra A, Raman R. Diagnostic Utility of Swept-Source OCT-Based Biometry and Fundus Photographs Compared to Spectral Domain OCT in Center-Involving Diabetic Macular Edema. Ophthalmic Epidemiol. 2025 Feb;32(1):95-102.
- Sharma H, Walinjkar J, Dutta Majumder P. Bilateral Neuroretinitis Following Treatment with Sofosbuvir and Velpatasvir. Ocul Immunol Inflamm. 2025 Feb 22:1-3.
- Ratra D, Karra A. Unilateral best vitelliform macular dystrophy- a case series. Doc Ophthalmol. 2025 Apr;150(2):111-116. Epub 2025 Feb 24.
- Jange RG, Nisar SP. "Into the abyss: facial plexiform neurofibromatosis" Eye (Lond). 2025 Feb;39 (Suppl 1):98-99.

- Nakagawa T, Honda T, Yuasa T, Nishiuchi G, Sato M, Tokunaga A, Nakahara M, Tourtas T, Schlötzer-Schrehardt U, Kruse F, Padmanabhan P, Chatterjee A, Sathe G, Ghose V, Janakiraman N, Blake DJ, Koizumi N, Elchuri S, Okumura N. "The TCF4 Gene Regulates Apoptosis of Corneal Endothelial Cells in Fuchs Endothelial Corneal Dystrophy" *Invest Ophthalmol Vis Sci*. 2025 Mar 3;66(3):16
- Ahmed AS, Nivedita N, Sudharshan S, Manoharan A, Anand AR, Selvamuthu P, Biswas J. Ocular Syphilis - Clinical Features and Outcome in HIV Positive and HIV Negative Patients from a Tertiary Eye Center from India - A Comparative Study. *Ocul Immunol Inflamm*. 2025 Feb;33(2):235-242.
- Salim S, Alam MS, Ahuja S, Koka K, Pauly M, Krishnakumar S, Mukherjee B. "Orbital and adnexal sarcoidosis: Clinical presentations and management outcomes" *Indian J Ophthalmol*. 2025 Feb 1;73(2):214-220.
- Akshay Badakere, Vibha Badrinath, Hennaav Kaur Dhillon , Abinaya Valliappan ,Viswanathan Natarajan , Sumita Agarkar , "Botulinum toxin A as a treatment modality for acute acquired comitant esotropia - An Indian perspective" *Indian J Ophthalmol*. 2025 Feb 1;73(2):228-230.
- Putera I, La Distia Nora R, Dewi AC, Suhada DS, Cifuentes-González C, Rojas-Carabali W, Patnaik G, Mejia-Salgado G, Sitompul R, Edwar L, Susiyanti M, Aziza Y, Biswas J, Gupta V, de-la-Torre A, Agrawal R. Antiviral therapy for cytomegalovirus retinitis: A systematic review and meta-analysis. *Surv Ophthalmol*. 2025 Mar-Apr;70(2):215-231.
- Chen YT, Radke NV, Amarasekera S, Park DH, Chen N, Chhablani J, Wang NK, Wu WC, Ng DSC, Bhende P, Varma S, Leung E, Zhang X, Li F, Zhang S, Fang D, Liang J, Zhang Z, Liu H, Zhao P, Sharma T, Ruamviboonsuk P, Lai CC, Lam DSC. "Updates on medical and surgical managements of diabetic retinopathy and maculopathy" *Asia Pac J Ophthalmol (Phila)*. 2025 Mar-Apr;14(2):100180. doi: 10.1016/j.apjo.2025.100180. Epub 2025 Mar 5.
- Johri B, Vijaya L, Patil TS, George Ronnie. "Visual Field Progression in Glaucoma During COVID-19" *J Glaucoma*. 2025 Mar 13.
- Prakash Umapathy, Kishore Arumugam, Ramya Benita Babu, Ramya R Nadig, Rajiv Raman, Girish Shiva Rao, Muna P Bhende, Viswanathan Natarajan, Ram kumar Km, Bharathidevi Subramaniam Rajesh "A case-control prospective study to unravel zinc alpha 2 glycoprotein role in the pathophysiology of diabetic retinopathy" *Int Ophthalmol*. 2025 Mar 22;45(1):120.



- Madhumathi Subramanian, Janani Balaji "Piggyback Scleral Contact Lens to Enhance Cosmesis and Comfort in Uniocular Stevens-Johnson Syndrome". *Eye Contact Lens*. 2025 Mar 1;51(3):e157-e159.
- Vigneshwar A. Goppalakrishnan, Bhaskar Srinivasan, Geetha Iyer, Asif Iqbal "Scleral lens wear and fluid reservoir turbidity in eyes with ocular surface disorders" *Ophthalmic Physiol Opt*. 2025 Mar; 45(2):423-432.
- Rajalakshmi R, PramodKumar TA, Dhara AK, Kumar G, Gulnaaz N, Dey S, Basak S, Shankar BU, Goswami R, Mohammed R, Manikandan S, Mitra S, Thethi H, Jebarani S, Mathavan S, Sarveswaran T, Anjana RM, Mohan V, Ghosh S, Bera TK, Raman R. Creating a retinal image database to develop an automated screening tool for diabetic retinopathy in India. *Sci Rep*. 2025 Mar 6;15(1):7853.
- Natarajan R, Kumari A. Letter Regarding: Strategies and Application of Compression Sutures With a Modified Technique for Rapid Resolution of Large (Grade III) Hydrops: A Prospective Interventional Study. *Cornea*. 2025 Mar 25;44(6):e13.
- Balekudaru S, Pandey A, Rewri P, George R, Vijaya L, Baskaran M. "Clinical associations for the development of malignant glaucoma following intraocular surgery" *Indian J Ophthalmol*. 2025 Mar 1;73(Suppl 2):S240-S243.
- Prakash Umapathy, Kishore Arumugam, Ramya Benita Babu, Ramya R Nadig, Rajiv Raman, Girish Shiva Rao, Muna P Bhende, Viswanathan Natarajan, Ram kumar Km, Bharathidevi Subramaniam Rajesh "A case-control prospective study to unravel zinc alpha 2 glycoprotein role in the pathophysiology of diabetic retinopathy" *Int Ophthalmol*. 2025 Mar 22;45(1):120.
- Rajagopal R, Vijayaraghavan M, Jothi Balaji J, Jayavel K. "Anterior segment optical coherence tomography in conjunctival ocular surface disorders - A review", *Indian J Ophthalmol*. 2025 Apr 1;73(4):543-552. Epub 2025 Mar 27.

- Madhumathi Subramanian, Janani Balaji "Piggyback Scleral Contact Lens to Enhance Cosmesis and Comfort in Uniocular Stevens-Johnson Syndrome". *Eye Contact Lens*. 2025 Mar 1;51(3):e157-e159.
- Vigneshwar A. Goppalakrishnan, Bhaskar Srinivasan, Geetha Iyer, Asif Iqbal "Scleral lens wear and fluid reservoir turbidity in eyes with ocular surface disorders" *Ophthalmic Physiol Opt*. 2025 Mar; 45(2):423-432.
- Rajalakshmi R, PramodKumar TA, Dhara AK, Kumar G, Gulnaaz N, Dey S, Basak S, Shankar BU, Goswami R, Mohammed R, Manikandan S, Mitra S, Thethi H, Jebarani S, Mathavan S, Sarveswaran T, Anjana RM, Mohan V, Ghosh S, Bera TK, Raman R. Creating a retinal image database to develop an automated screening tool for diabetic retinopathy in India. *Sci Rep*. 2025 Mar 6;15(1):7853.
- Natarajan R, Kumari A. Letter Regarding: Strategies and Application of Compression Sutures With a Modified Technique for Rapid Resolution of Large (Grade III) Hydrops: A Prospective Interventional Study. *Cornea*. 2025 Mar 25;44(6):e13.
- Balekudaru S, Pandey A, Rewri P, George R, Vijaya L, Baskaran M. "Clinical associations for the development of malignant glaucoma following intraocular surgery" *Indian J Ophthalmol*. 2025 Mar 1;73(Suppl 2):S240-S243.
- Gaurav Chauhan , Suhita Mathimaaran , Ambika Chandrasekar , Varsha B Chavda , R Mugundhan, Bhaskar Srinivasan, Geetha Iyer, Murlidhar Rajagopalan , Shweta Agarwal "Unpacking VKC: How gender and age shape the clinical picture" *IndianJ Ophthalmol*. 2025 Apr 1;73(4):594-598. Epub 2025 Mar 27.
- Shweta Agarwal "Collaboration in ocular surface diseases: Bridging specialties for better care", *Indian J Ophthalmol*. 2025 Apr 1; 73(4):465. Epub 2025 Mar 27.
- Chawla A, Bagde HS, Sen A, Raman R, Biswas J. Imaging in a case of diffuse unilateral subacute neuroretinitis (DUSN). *Indian J Ophthalmol Case Rep* 2025; 5(1):p 202, Jan-Mar 2025

- Agarwal S, Srinivasan B, Iyer G, Patel N, Rajagopal R, Gurumurthy S, Sudharshan S. "Vernal keratoconjunctivitis in human immunodeficiency positives: A case series" Indian J Ophthalmol. 2025 Apr 1;73(4):599-602. Epub 2025 Mar 27.
- Hemavathy N, Ranganathan S, Umashankar V, Jeyakanthan J. Computational Development of Allosteric Peptide Inhibitors Targeting LIM Kinases as a Novel Therapeutic Intervention. Cell Biochem Biophys. 2025 Mar 18.

### **BOOK CHAPTERS**

Angayarkanni N, Anand Babu K. Oxidized Low-Density Lipoprotein: Preparation, Validation, and Use in Cell Models. Methods Mol Biol. 2024;2816:223-239.

### **COMPLETED PROJECTS (SN CHENNAI)**

- A Phase IIIb, Multicenter, Open-Label, Single-Arm Study to investigate the efficacy and safety of Faricimab (RO6867461) in patients with Polypoidal Choroidal Vasculopathy [Dr.Muna Bhende]
- A Phase IIIB, Multicentre, Open-Label, Single-Arm study to investigate Faricimab (RO6867461) treatment response in Treatment-Naïve, Underrepresented Asian Indian Patients with Diabetic Macular Edema [Dr. Muna Bhende]
- Exploratory phase IIa studies to evaluate the efficacy of the 'next generation' TGF- $\beta$ 2- selective antisense oligonucleotide ISTH0036 in treatment naïve and in previously treated patients with neovascular age-related macular degeneration (nAMD) and diabetic macular edema (DME) with severe Non proliferative (NPDRP) and mild proliferative diabetic retinopathy (PDRP)" [Dr.Muna Bhende]
- Protocol ID/Number: BAY 86-5321/21974: A Phase IV interventional post approval trial to assess the safety of intravitreal aflibercept for the treatment of diabetic macular edema (DME) in patients in India. [Dr.Pramod S Bhende]

- A prospective, open-label, two arms, randomized, interventional clinical study to evaluate the efficacy and safety of Maquiday (Maquibright®) for the treatment of dry eyes and fatigue. [Dr. Geetha Iyer]
- A Multicentric Study on VR surgical practices in India. [Dr Pramod Bhende]
- Morphological, Optical and Visual correlates in FECD. [Dr.Prema Padmanabhan]
- Comparison of specific clinical parameters using Cartesia PT-1 with corneal topographer Tomey TMS 4N for 30 patients of different age groups. Dr. Prema Padmanabhan]
- Blur threshold and blur adaptability assessment in young adult myopic patients undergoing refractive surgery [Dr. R R Sudhir]
- Effect of Systane Gel on Ocular surface kinetics and its effectiveness in treatment of Dry eye disease.[Dr. R R Sudhir]
- An evaluation of axial stability of Clareon IOL in short and long eyes: A single center, prospective, open-label study [Dr. R R Sudhir, Dr. Suchitra Pradeep]
- Improvement In Health Related Quality Of Life (HRQOL) in Diabetic patients with dry eyeafter using Systanulte complete [Dr R. R. Sudhir]
- To determine blink artifacts in aqueous flare measurements. [Dr R R Sudhir]
- Evaluation of autologous conditioned serum rich in IL-1RA as an eye drop for the management of moderate to severe ocular Stevens Johnson Syndrome and Sjogrens Syndrome: a Pilot study. [Dr. Geetha Iyer]
- Corneal Confocal changes in Vernal keratoconjunctivitis (VKC) based on duration and severity in a tertiary eye care centre. [Dr Shweta Agarwal]
- Optical coherence tomography-based novel outcome measures for disease monitoring in intraocular inflammatory and infectious diseases. [Dr Jyotirmay Biswas]
- Nested and Real-Time Polymerase Chain Reaction In Suspected Granulomatous Anterior Uveitis. [Dr Jyotirmay Biswas]
- Retrospective analysis of different modes of anaesthesia and visual outcome in open globe injuries. [Dr. Jyotirmay Biswas]
- Prospective study on imaging of the angle of the eye. [Dr Mani Baskaran]
- Pediatric Perimetry a retrospective analysis- [Dr Trupti Sudhir Patil]
- Quantitative analyses and prediction of anti-VEGF treatment effectiveness in Diabetic Macular Edema(DME) and neovascular Age related Macular Degeneration (nAMD) with relation to central subfield thickness(CST) and sub retinal fluid (SRF) volume outcomes, respectively, using machine learning (ML) methods. [Dr Rajiv Raman]

- Pediatric Perimetry a retrospective analysis- [Dr Trupti Sudhir Patil]
- Multimodal imaging to describe and grade the lesions in diabetic retinopathy: visual outcome of indocyanine green angiography guided focal laser in non-responding diabetic macular edema. [Dr Rajiv Raman]
- A clinical study to validate the performance of the Artificial Intelligence based model in predicting response towards anti-VEGF injections in patients with diabetic macular edema. [Dr Rajiv Raman]
- Optimal timing for anti-VEGF injection prior to vitrectomy: an objective analysis using wide field fundus photography and swept source OCT. [Dr Rajiv Raman]
- Cognitive functions in diabetes mellitus with and without retinopathy [Dr Rajiv Raman]
- Scanning Electron Microscope (SEM) images of Trabecular Meshwork in primary and Secondary Glaucoma's. [Dr Mani Baskaran]
- Short term Effect of Kapalbhati Yogic Breathing exercise on intraocular pressure in angle closure disease [Dr Mona Khurana]
- Impact of glaucoma procedures on iris recognition biometrics [Dr Mona Khurana]
- Reutilisation of iCare rebound tonometer probes post disinfection with 2% bacillocid [Dr Sujatha V K]
- Long term outcomes of Botulinum toxin for Acquired Esotropia [Dr Akshay Badakere]
- Proteomic approach to understand the pathophysiology and invitro evaluation of Macrolides and Oxazolidinones against Pythium insidiosum. [Dr L Dhanurekha]
- Evaluation of novel molecular platforms in the early diagnosis of infectious endophthalmitis. [Dr A R Anand]
- Evaluation of occupational ocular hazards and preventive strategies among farmers in southern India [Dr Rashima A]
- Optimization of a photo-retinoscopy method for determining the objective refraction of children with a smartphone/add-on device. [Dr Krishna Kumar Ramani]
- Screening and Referral of Retinal Diseases in Tele-ophthalmology services and the Barriers to the Uptake of Referrals. [MsKristi Sharma]
- Utilization and Challenges in Adapting Low vision devices and Assistive Technologies in the Workplace for People with visual impairment. [Ms Akshaya Srinivasan]



- Role of Conjunctival ultraviolet autofluorescence device, as a Tool for the assessment of ocular surface changes among indoor and outdoor workers. [Ms Vijayalakshmi Nivethitha K]
- Profiling of Paediatric Refraction and Spectacle Dispensing Services in Optical/Optomety Practices in India: A Mixed Methods Study [Ms. Kalaiyarasi Dhandapani, Guide: Dr. Anuradha N]
- Survey on the impact of colour vision deficiency in the activities of daily living and at the workplace [Mr Sathish A]
- Visual rehabilitation using Gabor patch technique (Revital Vision) in patients with Stargardt disease. [Ms Suvetha K, Guide Dr. Dhanashree Ratra]
- The effect of digital zone optics™ design contact lenses on binocular vision parameters among existing soft contact lens wearers with complaints of digital eye strain. [Mr S Selvakumar]
- Comparison of changes in binocular vision parameters at pre and post laser vision correction surgery among myopic anisometropia. [Mr Prasannasai K]
- Profile of Anterior Segment Optical Coherence Tomography (AS-OCT) in Advanced Keratoconus. [Ms Reshma Suresh]
- Changes in Binocular Vision Parameters after Strabismus Surgery in Patients with Intermittent Exotropia. [Ms Sejal R Singh]
- Quality of life in paediatric population wearing Scleral lenses. [Ms M.Sindhu Vaishnavi]
- Perspectives on the Quality of Life of children undergoing occlusion therapy and their Parents – a questionnaire-based study. [Ms Anju Kumari Mahato]
- Role of Spectral Domain (SD) Optical Coherence Tomography (OCT) in predicting structural changes of retina and choroid in Parkinson's disease (PD). [Ms. Diksha Rathi]
- Evaluation of changes in ocular surface parameters in neophyte Soft Contact lens users. [Ms Archita Kakati]
- Comparison of Nystagmus amplitude and frequency with photo-refractor pre and post yoke prism use. [Mr Priyom Parashar]
- Comparison between static and dynamic vision and their associated parameters within cricketers and non-cricketers. [Mr Subrato Mondal Guide: Dr Anuradha]

- Assessment of Stakeholders Knowledge , Awareness and Perception of lowvision and assistive devices among schools for visually impaired [Ms. Jayanthi.S Guide Dr. Rashima Asokan]
- Effectiveness of Monocular Estimation Method in determining spectacle prescription in School Eye Screening [Ms.Palla Deepika Guide: Dr N Anuradha]
- Visual impairment, coping strategies and impact on daily life among drivers. [Ms Rupa Nivethikka R]
- Comparison of refractive outcomes and neurodevelopmental assessment in premature infants under different treatment regimens: monotherapy, combination therapy, observation. [Ms. Avantika Bind, Guide Dr. Suganeswari]
- Comparative Analysis of Expert Clinicians and TeleMedC's AI software, 'TeleEye MD' for screening Age Related Macular Degeneration and Diabetic Retinopathy. [Ms Anshu Mishra Guide: Dr Sheila John]
- Cost and Benefits of Availing Specialty Contact Lenses for irregular cornea and Ocular Surface Diseases from the Patient's Perspective. [Ms Janani B]
- The Impact of early intervention strategies among Children with cortical visual impairment. [Ms Gunduboyina Nandini]
- To compare the impact of Or Cam My Eye and Smart vision glasses among patients with visual impairment on their quality of life. [Ms Lavanya Rajasekaran]
- Effect of diabetes mellitus on cornea: a biomechanical perspective. [Dr. Prema Padmanabhan]

**Ph.D Research Project:**

- .Role of customized visual and multifocal interventions in preventing falls among visually impaired in South India – A Quasi experimental control design Mixed methods study [Ms. Ramya S Guide : Dr. Anuradha Narayanan]

**MS Thesis Protocols:**

- Comparison of Pre and Post Cataract Surgery Angle Characteristics on Gonioscopy and As-Oct in Primary Angle Closure Suspects – A Prospective Study. [Dr. Aarti Rajkumar Guide: Dr. Parivadhini A]
- Compliance of the Patients to Anti Vascular Endothelial Growth Factor (Anti- Vegf) Treatment for the Diabetic Macular Edema. [Dr.Vigneshwaran S Guide: Dr Jaya Prakash V]
- Efficacy of twice daily application of 0.01 % atropine in myopia progression in Moderate responders. [Dr Kayalvizhi N, Guide : Dr V Akila Ramkumar]
- Anatomical and Surgical Assessment of Surgical Management in Rhegmatogenous Retinal Detachment in Pediatric Population. [Dr Vansh Bagla Guide: Dr Pramod S Bhende]
- Clinical Profile of Pigmentary Glaucoma, Pigment Dispersion Syndrome with Ocular Hypertension and Pigment Dispersion Syndrome in a Tertiary Institute and Comparison of Outcomes of Glaucoma Surgery with Primary Open Angle Glaucoma. [Dr Surabhi J A Guide: Dr Mona Khurana]
- Post Treatment Visual Outcomes of Idiopathic Intracranial Hypertension A Retro Prospective Observational Study of A Tertiary Eye Care Centre In India. [Dr Venuhasini GR Guide Dr S Ambika]

## ONGOING PROJECTS – FY2024-25

- Protocol Number: 101090401IN A Phase II, Randomized, Double-Masked, Placebo-Controlled, Parallel-Group, Multicenter Study Assessing the Efficacy and Safety of STN1010904 Ophthalmic Suspension 0.03% and 0.1% Compared with Vehicle in Subjects with Fuchs Endothelial Corneal Dystrophy (FECD) – PHANTOM Study. [Dr Prema Padmanabhan]
- A Phase IIIB, Multicentre, Open-Label, Single-Arm study to investigate Faricimab (RO6867461) treatment response in Treatment-Naïve, Underrepresented Asian Indian Patients with Diabetic Macular Edema [Dr. Muna Bhende]
- A Double Masked, Parallel Group, Randomised, Multicentre, Clinical Study to Compare Efficacy and Safety of Intas Ranibizumab with Lucentis® in Patients with Neovascular (Wet) Age-Related Macular Degeneration (AMD). [Dr. Dhanashree Ratra]
- A Phase III Prospective, Randomized, Open-labelled, Blinded endpoint (PROBE), Multi-centric, Parallel Group, Non-inferiority Study to compare the Efficacy and Safety of GBL1204 with Ranibizumab in Patients with Wet Age-Related Macular Degeneration (PROMISES Study). [Dr. Dhanashree Ratra]
- The Asia Primary Tube versus Trab (TVT) Study [Dr Ronnie Jacob George]
- A Phase III, Multicenter, Randomized, Double-Masked, Sham-Controlled Study To Investigate The Efficacy, Safety, Pharmacokinetics, And Pharmacodynamics Of RO7200220 Administered Intravitreally In Patients With Uveitic Macular Edema. [Dr J Biswas]
- A multicenter, open label, randomized, active controlled, comparative, parallel group, phase 3 non-inferiority, clinical study to evaluate efficacy and safety of CPL0702 ophthalmic solution versus dorzolamide 2% ophthalmic solution and brimonidine 0.1% ophthalmic solution given concurrently in subjects with primary open angle glaucoma (POAG) or ocular hypertension (OHT). [Dr Ronnie Jacob George]
- Normative data collection for oculomotor functions using prototype eye-tracking technology in accordance with the conventional method. [Dr Ronnie Jacob George]
- Comparison of outflow facility before and after Kahook Dual Blade Goniotomy using pneumatonometer. [Dr Ronnie Jacob George]
- Short term efficacy and safety of Rho Kinase (ROCK) inhibitors in real world evidence. [Dr. Ronnie Jacob George]

- Carotid Doppler Imaging in Glaucoma and Glaucoma Suspects. [Dr Ronnie Jacob George]
- Study of Glare disability post trabeculectomy in glaucoma patients. [Dr Ronnie Jacob George]
- Effects of Phacoemulsification on Aqueous humor outflow facility in Primary Open Angle Glaucoma (POAG) and Primary Angle Closure Glaucoma (PACG) Patients. [Dr Ronnie Jacob George]
- Analysis of risk factors and incidence of secondary glaucoma in PCR proven viral anterior uveitis. [Dr Ronnie Jacob George]
- Undetected angle closure in patients diagnosed with open angle glaucoma. [Dr Ronnie Jacob George]
- Outcomes of bandage contact lens in early bleb leak following trabeculectomy. [Dr Ronnie Jacob George]
- Clinical profile and evaluation of glaucoma in vogt koyanagi harada disease [Dr J Biswas]
- Sankara Nethralaya Tubercular Uveitis (SANTU) Study [Dr J Biswas]
- Single Nucleotide Polymorphism (SNP) analysis in the diseases of Sarcoid uveitis, Behcet's disease and Vogt-Koyanagi Harada disease: a case-control study. [Dr J Biswas]
- Retinal Vasculitis (ReViSe) study [Dr. J Biswas]
- Normative database for contrast sensitivity test using CSV 1000 with and without glare source. [Dr Prema Padmanabhan]
- Changes in Defocus in Eyhance, Panoptix and vivity IOL lenses [Dr Prema Padmanabhan]
- Indian database for validation / optimization of CBI / TBI for Indian ethnicity. [Dr Prema Padmanabhan]
- Impact of Contrast on Depth of focus and Reading Performance at Near in Monofocals, Monofocals+ and EDOF Lenses. [Dr Prema Padmanabhan]
- Changes in Defocus in presbyopes and pre presbyopes across different age groups. [Dr R R Sudhir]
- Change in Defocus curve in Monofocal, Multifocal and Extended depth of focus lenses [Dr Prema Padmanabhan / Dr R R Sudhir]
- Designing predictive model for Childhood Congenital Glaucoma using Clinical and Genetic data.[Dr Shantha]
- Ocular Surface Disease Index (OSDI) Score and Inflammatory biomarkers in glaucoma. [Dr Mani Baskaran]



- Does glaucoma surgery and laser trabeculoplasty change environmental carbon emission in glaucoma patients on topical IOP lowering medications? [Dr. Mona Khurana]
- To determine the outcome of trabeculectomy done in combination with scleral buckling or after scleral buckling surgery. [Dr. Rathini Lilian David]
- Comparative analysis of Anterior Segment Slit lamp images of Primary Angle closure disease with normal subjects. [Dr Mani Baskaran ]
- Evaluation of the role of Therapeutic Pars Plana Vitrectomy in Paediatric Uveitis. [Dr Pramod Bhende]
- Large Series of Scleral Buckling in stage 4A/4B Retinopathy of prematurity and late onset rhegmatogenous retinal detachment in Retinopathy of prematurity sequelae - Our Experience in a tertiary care centre. [Dr Pramod Bhende /Dr Areeba]
- Management of incontinentia pigmenti related retinal pathologies, an international multicenter retrospective study. [Dr Muna Bhende]
- Rare eye disease (RED) project registry – Stargardt's disease. [Dr Dhanashree Ratna]
- The utility of color channel optimization in 3D heads-up vitrectomy versus traditional operating microscope for macular surgeries. [Dr Dhanashree Ratna]
- Artificial Intelligence in Diabetic Retinopathy (DR): Prediction, Progression and treatment Response. [Dr Dhanashree Ratna]
- Predicting the progression of early AMD to Late AMD using Specific Biomarkers and Artificial Intelligence. [Dr Dhanashree Ratna]
- A clinical study to evaluate the performance of a driving simulators-Real-world driving environments. [DrRajiv Raman]
- Exploring Medical Educational Capabilities of AI/LLM system in Medical Training-A Multinational RCT [Dr Rajiv Raman]
- Investigating the Link between Body Image and Indicators of Type 2 Diabetes in Adults Living in India. [Dr Rajiv Raman]
- Innovative Wide-Field imaging using aspheric spectacle and contact lens for proliferative diabetic retinopathy in SSOCTA. [Dr Rajiv Raman]
- A survey on Regional Ophthalmic Anaesthesia for Cataract surgery in India [Dr V V Jaichandran]

- Exploring the interplay of the sex steroid hormone intracrinology with the sphingolipid metabolism in the pathogenesis of vernal keratoconjunctivitis. [Dr Shweta Agarwal]
- PRGF drops in Corneal Scar. [Dr Shweta Agarwal]
- Efficacy of DIMS spectacle lenses among non-responders to 0.01% low dose Atropine. [Dr Sumita Agarkar]
- Anterior segment imaging and Corneal Topography in Children with Anterior Segment Dysgenesis. [Dr Mona Khurana]
- Socioeconomic status of adults with childhood glaucoma. [Dr Mona Khurana]
- Mobile Teleophthalmology Model for primary eye care in India during covid 19. [Dr Sheila John]
- Estimation of ocular manifestations and antituberculous therapy (first line) induced ocular toxicity among patients with drug-sensitive tuberculosis under the National Tuberculosis Elimination Programme [Dr S Ambika] Asian Optic Neuritis Study: A Prospective, observational Noninterventional Study. [Dr S Ambika]
- The Indian Childhood Glaucoma Incidence Study. [Dr Trupti Sudhir Patil]
- Profile of Pediatric Optic Glioma – Experience from two Tertiary Care Centres from Chennai [Dr Kirthi koka / Dr Preeta Nair A K]
- Lacrimal Proline Rich 4 protein as a novel therapeutic target for ocular pathology. [Dr N Angayarkanni]
- Detection and characterization of drug resistance mechanisms among ocular fungal. Pathogens. [Dr A R Anand]
- Metagenomic analysis of ocular surface microbiome in health and disease [Dr A R Anand]
- Genotypic analysis and invitro evaluation of antimicrobials against Acanthamoeba keratitis [Dr L Dhanurekha]
- Sankara Nethralaya – Tamil Nadu Essilor Myopia (STEM) Study. [Dr N Anuradha / Ms G Aparna]
- Assessment for School Eye Health Screening in Thiruvallur, TamilNadu and Kolkata West Bengal – Mission Roshni [Dr Anuradha N]
- Understanding Visual Field Defect Patterns and Measurement of Rate of Visual Field Progression in POAG and PACG among Indian Patients. [Ms Vishnu Priya Sankar]
- Status of eye health among children aged 3 to 5 years in Tamil Nadu–A cross sectional study. [Mr Vipin G]

- Frequency of adult amblyopia reported to a tertiary eye care centre and the efficacy of office-based active vision therapy among adult amblyopes – an observational report. [Mr Amit Bhowmick]
- Visual Impairment and Blindness in Indian Myopes: A Hospital Study. [Mr J. Jothi Balaji]
- Effect of diagnostic drops on ocular biometry using Anterior segment optical coherence tomography (AS - OCT)- [Ms Sawaiker Aakanksha Deepak]
- Childhood Glaucoma Related Low vision: Clinical Profile and Adherence towards the Management [Ms Keerthana G Guide: Dr Mona Khurana]
- Investigating the need for occupational and safety eyewear's among patients visiting opticals of the tertiary eye care hospital. [Ms Nandhini R]
- Visual performance of Corneal Gas permeable (GP) lenses in Mild Keratoconus. [Mr Sayak Banerjee]
- Assessment of Stakeholders Knowledge, Awareness and Perception of Low vision and Assistive Technology among Schools for Visually Impaired. [Ms Jayanthi Suresh, Supervisor: Dr. Rashima Ashokan]
- Strategies to improve compliance towards prescribed low vision devices among patients with low vision [Ms Anindita Chowdhury, Guide: Dr. Rashima]
- Corneal changes following 6 hours of piggyback scleral lens wear in patients with irregular cornea. [Ms Varsha Singh, Guide: Ms Madhumathi]
- A study on the effects of NSBVA on Reading speed and Eye movements in digital device users. [Ms Roshni R Guide: Dr Akshay Badakere]
- Perspective on the patient's quality of life in non-strabismic binocular vision anomalies pre and post-vision therapy. [Ms. S Yuvashree U Guide: Dr Akshay Badakere]
- Construction and Validation of an Automated Eye Tracker for the Objective Measurement of Heterophoria. [Mr Sayantika Chakrabarti, Guide: Dr. Anuradha N]
- Incidence and Progression of myopia among TamilNadu School Children: The Sankara Nethralaya Tamil Nadu Essilor Myopia (STEM). [Ms. Nandhini C Guide: Dr N Anuradha]
- Impact of visual skills developmental therapy in children with Cerebral Visual Impairment [Ms S B Vishnupriya Guide: Dr Sumita Agarkar]
- Validation of five uveitic entities diagnostic criteria given by SUN classification [Ms. Siva Priya S, Guide: Dr J Biswas]

- Pattern of uveitis seen in tertiary eye care centre a big data analysis by using artificial intelligence – Retrospective and prospective study. [Ms. Siva Priya s Guide: Dr. J Biswas]
- To identify the clinical biomarkers in orbital fat tissue and tears in patients with thyroid eye disease. [Dr Bipasha Mukherjee/Dr Kirthi Koka]
- Unlocking Better Outcomes: The Effectiveness of Patient Education on Topical Ocular Medication in Corneal Ulcers. [Ms Deepika M Guide: DrMeena Lakshmipathy]
- Impact of Occupational Optometry Services on Productivity and Vision Related Quality of Life of Small scale and Cottage Industry Workers, Optometrists, Medical lab technicians, Electronic part amblers, drivers, tyre / rubber industry workers. [Dr Rashima A]
- Evaluation of occupational ocular hazards and preventive strategies among weavers in India [Mr Abhinesh T Guide: Dr Rashima A]
- Knowledge, Attitudes, and Practices of contact lens among Contact Lens users and Spectacle wearers visiting a Tertiary Eye Care Centre. [Mr Krishna shah]
- Quantitative analysis of conjunctival prolapse in keratoconic eyes wearing scleral lenses. [Mr Ronit Dutta]
- Diabetic Retinopathy Microbiome Study- India (DRMS-India). [Ms Brughanya S]
- Characterization of the visual search pattern among healthy and glaucoma participants under distinct task conditions [Ms Sangeetha Nagarajan]
- Prospective study on development of home central field monitoring device for glaucoma patients. [Ms. Swetha Guide: Dr Mani Baskaran]
- Prospective study on disc photography. [Ms. Saberina Guide: Dr Mani Baskaran]
- The effect of Scleral lens decentration on visual quality in neophyte keratoconus patients wearing scleral lenses. [Ms Mulla Rahufa Abdulgani, Guide: Ms Madhumathi]
- Assessment of Stakeholders Knowledge, Attitude, and Practice of Low Vision Devices and Assistive Technology among schools for visually impaired [Ms Jayanthi.S, Guide: Dr. Rashima Ashokan]
- Quality of life assessment of subjects with colour vision deficiency and Construction of Questionnaire to assess the impact of colour vision deficiency at work [Ms.Pavithra.P]

**PH D RESEARCH PROJECTS:**

- Digital eye strain (DES) also known as Computer Vision Syndrome(CVS), its prevalence, the factors contributing to DES, the adaptation to and management of DES in different subsets of users of Visual Displays Units (VDU) [Ms Renjini Athul Madhavan Guide : Dr R R Sudhir]
- Recommended colour vision tests and standards for tasks based on scientific approach for various occupations. [Ms Janani S Guide: Dr. Rashima A]

**MS THESIS PROTOCOLS:**

- Widefield Optical Coherence Tomography Study of Pediatric Retinal Detachment before and 6 Weeks after Retinal Reattachment Surgery. [Dr. Akarsh Agarwal]
- Success Rates of Trabeculectomy In Secondary Glaucoma Patients. [Dr. Anjori Gupta Guide: Dr Ronnie Jacob George]
- Short Term Outcomes of glaucoma Filtering Surgery in the Eye with Foch's Heterochromic Iridocyclitis. [Dr Kavya Annamalai, Guide: Dr. Sripriya Krishnamoorthy]
- Scleral Fixation Intraocular Lens (Sfiol) With Goretex Suture – Intermediate Term, Anatomical and Functional Outcome. [Dr G Madhumitha, Guide: Dr. Pramod S Bhende]
- The measurement of macular and peripapillary vessel density and Retinal Nerve fiber Layer thickness using Optical Coherence Tomography Angiography in Indian patients with Diabetic Retinopathy. [Dr. Aastha Bansal, Guide: Dr. Muna Bhende]
- Clinical Profile and Factors Influencing the Final Visual Outcome Post Intervention in Paediatric Traumatic Cataract in A Tertiary Institute [Dr.Vidhya R]
- Oct Angiography Findings in Post-Trabeculectomy Hypotony Patients: A Case-Control Study [Dr.Megha Pant]
- Surgical Success Rate in Combined Surgery of Scleral Fixated Iols with Trabeculectomy [Dr.Ayush Srigopal Zanwar]
- Neuro Ophthalmic Manifestations and Post Treatment Clinical Outcomes of Sellar Masses in a Tertiary Eye Care Centre In India- [Dr. Oviya Krishnagopal]
- A Comparison of Crosslinking for Progressive Keratoconus between Adult and Paediatric Patients in Tertiary Eye Care Center in Southern India. [Dr Amirtha Varshini, Guide: Dr. Srivalli Kaza]



### **DNB THESIS PROTOCOLS:**

- Analysis of Refixation Surgery for Sutured Scleral Fixated Intraocular Lens at a Tertiary Care Centre [Dr A. Vijayalakshmi, Guide: Dr S Pradeep]
- A Prospective Case Study of Clinical Profile/Anterior Segment Optic Coherence Tomography of Contralateral Eyes of Patients with Descemet's Membrane Detachment after Cataract Surgery. [Dr Aiswarya N S, Guide: Dr Rama Rajagopal]
- Clinical profile and the treatment outcome of retinoblastoma in tertiary eye care hospital [Dr Anju Bhagat, Guide: Dr Suganeswari. G]
- To Study the Efficacy and Outcome of Intraregional 5-Fluorouracil Injection in the Treatment of Chalazion. [Dr.Divya.M, Guide : Dr.Kirthi Koka]
- Evaluation of Planned Versus Achieved Corneal Stromal Thickness Reduction and Curvature Change in Myopic Laser Refractive Surgery. [Dr. Swarnima Jain, Guide: Dr. R. R. Sudhir]
- Clinical Profile and Treatment Outcomes of Patients with Sarcoid Uveitis in a Tertiary Care Uveitis Centre in South India. [Principal Investigator: - Dr. Shamika Patoria, Guide: Dr. Suchitra Pradeep]
- Demographic Profile, Visual Outcomes and Management of Infectious Scleritis in a Tertiary Care Center- 10 Year Data. [Principal Investigator: - Dr. Jai Dixit, Guide: Dr. Bhaskar Srinivasan]
- Photopic Negative Response in Electroretinogram before and after Intravitreal Steroid Injection in Central Retinal Vein Occlusion [Principal Investigator: Dr Hussain Lakdawala Guide: Dr Dhanashree Ratra]
- Visual Outcome in Patients with Vogt-Koyanagi-Harada Disease. [Dr.Salil Nepal, Guide: Prof (Dr.) Parthaptatim Dutta Majumder]
- Anterior Retinal Cryopexy In A Case Of Vitreous Hemorrhage. [Principal Investigator - Dr.Maitrayee Mukherjee Guide : Dr Pradeep Susvar]
- Uveitis Glaucoma Hyphema Syndrome-A Retrospective Analysis. [Dr.Deebapriya Guide: Dr. Trupti Sudhir Patil]
- 24hours Ambulatory Blood Pressure Monitoring In Advanced Glaucoma. [Dr.T Aravindha Meena Guide: Dr Mani Baskaran]
- Ophthalmic Spectrum of Systemic Lupus Erythematosus – A Study from a Tertiary Referral Center. [Dr.Shrushti Jugnu Agrawal Guide: Dr Arshee S Ahmed]
- Demographics and Visual Field Changes in Neuroretinitis. [Dr.Sankari G, Guide : Dr. K. Padmalakshmi]

- Short & Long Term Outcome of Phacotrabeculectomy Using Absorbable Suture in a Cross Pattern [Dr.Ujjwal Pratap Chakrapani Guide: Dr Vineet Ratra]
- To Evaluate The Visual Outcome And Complications In One Eyed Patients Undergoing Cataract, Corneal, Glaucoma, Vitreoretinal Surgery. [Principal Investigator – Dr.Mansi Rajesh Surana Guide: Dr.Rajesh PS]
- Outcomes Of Surgical Management In Cases Of Hsv Keratitis. [Dr.Yashada Sham Tarde Guide: Dr. Radhika N]
- Comparative Analysis of Retinal Microvascular Changes in Parkinson's Disease Patients with and without Diabetic Retinopathy Using OCT Angiography. [Dr.Swikruti Paresh Kothari Guide: Dr Shikha R Bassi]

#### **RETROSPECTIVE STUDIES:**

- Endophthalmitis by less commonly reported microorganisms in India. [Dr Muna Bhende]
- Measuring Non Perfusion Index and Retinal bed vascular area in Predominant Peripheral lesions and Predominant Central lesions Using Optos Ultra-widefield imaging in Patients with Diabetic Retinopathy. [Dr. Rajiv Raman]
- Outcomes of cataract surgery in children with Aniridia- An Indian Perspective. [Dr Akshay Badakere]
- Study of Profile of Patients with Genetic Disorders Visiting A Tertiary Care Hospital. [Dr .Neha Nitin Kotwal]
- Short Term Efficacy and Outcome of Transscleral Micropulse Diode Cyclophotocoagulation in Glaucoma: A Retrospective Study. [Dr .Dhanashree Ratra]
- Bleb Revision for Management of Failed Ahmed Glaucoma Valve. [Dr Gopireddy Chandana Yasaswini]
- Risk factors for the development of glaucoma in children with uveitis. [Dr Shantha B]
- Risk factors for the development of malignant glaucoma following intraocular surgery; a case control study. [Dr Shantha B]
- Profile of Contact Lens fitting in Ocular trauma in a tertiary eye care centre - A Retrospective study. [Ms Karpagavalli]
- Additional yield of a neurophthalmological evaluation in patients diagnosed with glaucoma. [Dr Shantha B]

- Long-term Outcomes of Patients with Diabetic Macular Edema Who Receive less than three Intravitreal Injections in the First Year.[Dr. Rajiv Raman]
- Refractive outcomes of the Tecnis eyehance iol in uveitic eyes. [Dr : Amala E George]
- Outcome of trabeculectomy in young primary angle closure glaucoma versus juvenile open angle glaucoma. [Dr Reni Philip]
- Therapeutic penetrating keratoplasty in the 1st wave of covid-19 for severe microbial keratitis [Dr Meena Lakshmipathy]
- Analysis of Fungal keratitis due to non-sporulating moulds in a tertiary care hospital [Dr Meena Lakshmipathy]
- Therapeutic Challenges Faced In Treating Infective Keratitis in Tertiary Eye Care Centre for a Period of 3 Years. [Dr. Nivedita Narayana]
- Optical Coherence Tomography Angiography in inflammatory Choroidal Neovascular Membranes [Dr. Kene Rakshita Deepak]
- Vitrectomy for Coats Disease with Tractional Retinal Detachment & Epiretinal Membrane [Dr Pramod Bhende]
- Traumatic Globe Subluxation- Management and Outcomes in a series of 12 cases [Dr. Ruhi Jange]
- Pseudomonas keratitis isolates sensitivity and resistance change in pattern. [Dr Meena Lakshmipathy]]
- Incidence and outcomes of Infectious keratitis post corneal collagen cross-linking over 10 years from a tertiary care centre in South India. [ Dr Meena Lakshmipathy]
- Correlation of retinopathy of prematurity with babies having ommaya reservoir. [Dr. Priya Prabhu]
- Clinical Presentation and Risk Factors of Rop in Extremely Preterm Babies Less Than 26 Weeks. [Dr. Priya Prabhu]
- Phenotypic and Genotypic Correlation of Retinitis Pigmentosa Patients with More than One Disease Causing Variants in RP Genes.[Dr. Priya Prabhu]
- Artificial Intelligence in Uveitis – a 8 year study.[Dr Jyotirmay Biswas]
- A retrospective study on scleritis and episcleritis associated with IgA nephropathy (Case Report). [Dr Vinita Girish Rao]
- Intrinsic Characteristics and Treatment Outcomes in Central Serous Chorioretinopathy Patients with and Without Posterior Loculation of Fluid. [Dr. Sarjak M Shah]

- Postoperative outcomes in Paediatric glaucoma patients having Suprachoroidal hemorrhage post glaucoma filtering surgery. [Dr Parivadhini A]
- Profound Significance Of SS-OCTA For Diagnosis Of Macular Changes In Eales Disease[Dr.Jyotirmay Biswas]
- Polymerase Chain Reaction in Viral Anterior Uveitis with Secondary Glaucoma: Analysis of 27 Eyes. [Dr.Jyotirmay Biswas]
- Anaemia and Postoperative apnoea in preterms undergoing surgery for Retinopathy of prematurity. [Dr.S.Lakshmi Prasanna]
- Multimodal Imaging In Patients With Clinical Profile Of Inflammatory Choroidal Nodules [Dr. Sarjak M Shah]
- Outcomes of Glaucoma Surgery after anterior retinal cryopexy in Neovascular Glaucoma. [Dr. Sravanthi Chintapalli]
- Indications and Outcomes of Boston ocular surface prosthesis (BOSP) in Paediatric Ocular Surface Population. [Dr Mugundhan Rajarajan]]
- Anterior Segment Optical Coherence Tomography Profile of Descemet Membrane. [Dr. Prema Padmanabhan]
- Changing Trends of Treatment and Visual Outcomes in Vogt-Koyanagi-Harada (VKH) Disease In South India: Comparison Between Two Decades. [Dr. Shah Sarjak]
- Clinical profile of cornea plana patients seen by single clinician. [Dr. Meena Lakshmipathy]
- Outcomes of surgical management of post- penetrating keratoplasty (PK) glaucoma using the Ahmed glaucoma valve implant. [Dr. B Shantha ]
- Comparison of trabeculectomy with Ahmed Glaucoma Valve implant in the management of pediatric uveitic glaucoma [ Dr. B Shantha]
- Open Globe Injuries: Causes, presentation and management in a tertiary eye care centre in India. [Dr. Kirthi Koka]
- Pars Plana Vitrectomy [Dr. Jyotirmay Biswas]
- Characterization of Macrophage Like Cells in glaucoma using en face optical coherence tomography Angiography [Dr. Dhanashree Ratra]
- Secondary glaucoma - Incidence and Clinical profile[Dr. Trupti Sudhir Patil]
- Pediatric Perimetry a retrospective analysis [Dr. Trupti Sudhir Patil]
- Clinical profile and evaluation of glaucoma in vogt koyanagi harada disease [Dr.Jyotirmay Biswas]

- Janus-associated kinase inhibitor (JAK) in non-infectious uveitis and scleritis. [Dr.Jyotirmay Biswas]
- Impact of switching to triple drug therapy on intraocular pressure control [Dr Rathini L David]

## **PUBLICATIONS (SN KOLKATA)**

- National prevalence of vision impairment and blindness and associated risk factors in adults aged 40 years and older with known or undiagnosed diabetes: results from the SMART-India cross-sectional study. Gurudas S, Vasconcelos JC, Prevost AT, Raman R, Rajalakshmi R, Ramasamy K, Mohan V, Rani PK, Das T, Conroy D, Tapp RJ, Sivaprasad S; SMART-India Study Collaborators. *Lancet Glob Health*. 2024 May;12(5):e838-e847. doi: 10.1016/S2214-109X(24)00035-4. Epub 2024 Feb 28. PMID: 38430915.
- Hyperreflective Ganglion Cell Layer Band in Gyrate Atrophy. Sen A, Desai J, Sharma S, Thounaojam S, Kala U, Majumdar B, Pradhan A, Chowdhury R, Chattree S, Saurabh K, Roy R. *Ophthalmic Surg Lasers Imaging Retina*. 2024 Jul 1:1-5. doi: 10.3928/23258160-20240528-04. Epub ahead of print. PMID: 39037355.
- Bilateral Central serous chorioretinopathy in a case of surgically treated Optic Disc Pit maculopathy. Kala U, Sen A, Majumdar B, Shambhawi P, Juneja A, Divya NS, Chowdhury R, Saurabh K, Roy R. *Retin Cases Brief Rep*. 2024 Jul 19. doi: 10.1097/ICB.0000000000001630. Epub ahead of print. PMID: 39029106.
- Lacrimal Canaliculitis: A Major Review. Pal SS, Alam MS. *Semin Ophthalmol*. 2024 Nov;39(8):586-594. doi: 10.1080/08820538.2024.2354689. Epub 2024 May
- Choroidal metastasis as the initial manifestation of lung carcinoma. Sen A, Das K, Alam MS. *Oman J Ophthalmol*. 2024 Oct
- Congenital orbital fibrosis: report of two cases and review of literature. Alam MS, Pal SS, Krishnakumar S. *Orbit*. 2024 Oct
- A Rare Case of Eyelid Rhinosporidiosis Masquerading as Eyelid Neoplasm. Alam MS, Kundu D. *Ophthalmic Plast Reconstr Surg*. 2024 Sep-Oct
- Inverse Marcus Gunn jaw winking phenomenon: a rare inhibitory synkinesis. Alam MS, Ahuja S. *Orbit*. 2024 Aug



- Enhancing environmental sustainability: Butea monosperma leaves as a key component in WO<sub>3</sub>-based composites for water purification and therapeutic applications. Chauhan H, Ansari K, Alam MS, Tanweer MS, Ahmedi S, Manzoor N, Alam M. *Environ Sci Pollut Res Int*. 2024 Jul
- Characterization of AICAR transformylase/IMP cyclohydrolase (ATIC) bifunctional enzyme from *Candidatus Liberibacter asiaticus*.
- Lonare S, Rode S, Verma P, Verma S, Kaur H, Alam MS, Wangmo P, Kumar P, Roy P, Sharma AK. *Biochim Biophys Acta Proteins Proteom*. 2024 Jul
- Canaliculocoele: A Case Series and Review of Literature. Poonam NS, Gudkar AI, Alam MS. *Semin Ophthalmol*. 2024 Apr 27
- Congenital orbital fibrosis: report of two cases and review of literature. Alam MS, Pal SS, Krishnakumar S. *Orbit*. 2024 Oct
- A Rare Case of Eyelid Rhinosporidiosis Masquerading as Eyelid Neoplasm. Alam MS, Kundu D. *Ophthalmic Plast Reconstr Surg*. 2024 Sep-Oct
- Inverse Marcus Gunn jaw winking phenomenon: a rare inhibitory synkinesis. Alam MS, Ahuja S. *Orbit*. 2024 Aug
- Enhancing environmental sustainability: Butea monosperma leaves as a key component in WO<sub>3</sub>-based composites for water purification and therapeutic applications. Chauhan H, Ansari K, Alam MS, Tanweer MS, Ahmedi S, Manzoor N, Alam M. *Environ Sci Pollut Res Int*. 2024 Jul
- Characterization of AICAR transformylase/IMP cyclohydrolase (ATIC) bifunctional enzyme from *Candidatus Liberibacter asiaticus*.
- Lonare S, Rode S, Verma P, Verma S, Kaur H, Alam MS, Wangmo P, Kumar P, Roy P, Sharma AK. *Biochim Biophys Acta Proteins Proteom*. 2024 Jul
- Canaliculocoele: A Case Series and Review of Literature. Poonam NS, Gudkar AI, Alam MS. *Semin Ophthalmol*. 2024 Apr 27

#### **DNB Thesis Projects (SN Kolkata)**

- Real World Outcomes Of Diabetic Macular Edema Treatment With Anti-vascular Endothelial Growth Factor Agents And Subsequent Therapy In Indian Eyes And Role Of Novel Optical Coherence Tomography Biomarkers To Predict Them. [principal Investigator – Dr Janhavi Desai , Guide – Dr Rupak Roy].
- A Study Of Demographic Factors, Clinical Profile And Treatment Outcomes In Recurrent Herpes Simplex Viral Keratitis [principal Investigator – Dr Neha Priya . Guide – Dr Mihir Lagvankar]

- Pre- Operative Microbiological Profile Of Conjunctival Flora In One –eyed Patients Undergoing Intraocular Surgery. [principal Investigator – Dr Shamayita Gupta , Guide – Dr Md Shahid Alam].
- Clinical Profile And Visual Outcomes In Patients With Retained Intraocular Foreign Body In A Tertiary Care Center .[principal Investigator – Dr. Ankeeta Baliarsingh , Guide – Dr Eesh Nigam].
- A Comparative Study Between Incidence Of Dry Eyes After Cataract Surgery Done With A Clear Corneal Incision Vs That With A Sclerocorneal Tunnel. [principal Investigator – Dr.pragya Shambhawi , Guide – Dr Md Shahid Alam].
- Cataract Surgery In Eyes With Retinochoroidal Coloboma: Visual Outcomes, Refractive Results And Complications .[ Principal Investigator – Dr. Pragati Paul , Guide – Dr Sujata Guha].
- To Study The Clinical Profile And Surgical Outcomes In Unilaterally Blind Glaucoma Patients Undergoing Glaucoma Surgery In The Seeing Eye At A Tertiary Eye Care Hospital. [principal Investigator – Dr. Panda Ankeet Kumar Raghunath , Guide – Dr.wadke Vidya A ].
- Retinal Layer Changes After Successful Repair Of Retinal Detachment With Vitrectomy Using Oct In Tertiary Eye Hospital .[ Principal Investigator- Dr.arundhati Kandar , Guide – Dr Debmalya Das].
- Management And Outcomes Of Post Cataract Surgery Descemet Membrane Detachment [Principal Investigator – Dr Shirsa Saha . Guide – Dr Mona Bhargava]
- A Critical Analysis Of Patients With No Perception Of Light Following Repair Of Open Globe Injury [principal Investigator – Dr Puja Chowdhury . Guide – Dr Md Shahid Alam]
- A Study Of Demographic Factors, Clinical Profile And Treatment Outcomes In Recurrent Herpes Simplex Viral Keratitis [principal Investigator – Dr Neha Priya . Guide – Dr Mihir Lagvankar]
- Real World Outcomes And Economic Analysis Of Anti-vascular
- Endothelial Growth Factor Therapy In Age Related Macular
- Dystrophy In Indian Eyes [principal Investigator – Dr Dipsha Chakraborty, Guide – Dr Rupak Roy]
- Management And Outcomes Of Post Cataract Surgery Descemet Membrane Detachment [Principal Investigator – Dr Shirsa Saha . Guide – Dr Mona Bhargava]
- Real World Outcomes And Economic Analysis Of Anti-vascular

- A Critical Analysis Of Patients With No Perception Of Light Following Repair Of Open Globe Injury [principal Investigator – Dr Puja Chowdhury . Guide – Dr Md Shahid Alam]
- Endothelial Growth Factor Therapy In Age Related Macular
- Dystrophy In Indian Eyes [principal Investigator – Dr Dipsha Chakraborty, Guide – Dr Rupak Roy]

## **NATIONAL CONFERENCES**

- Dr. A. R. Anand – The IERG-2024 Conference, 28–29 Sep 2024, New Delhi (AIIMS)
- Dr. Abhishek Hitesh Shah – 33rd Annual Conference of the Glaucoma Society of India (GSI-2024), 27–29 Sep 2024, Pondicherry
- Dr. Akshay Badakere – The SPOSI-2024 Conference, 7–8 Dec 2024, Nagpur
- Dr. Amitabh Kumar – 74th Annual DOS-2024 Conference, 29–31 Mar 2024, New Delhi
- Dr. Amitabh Kumar – OSWB Mid-term 2024, 24–26 May 2024
- Dr. Amitabh Kumar – USICON-2024 Conference, 4–6 Oct 2024, Chandigarh
- Dr. Anand A R – The Antimicrobial Resistance Conference, 3–5 Oct 2024, Hyderabad
- Dr. Anuradha Sen – The INOS-2024 Conference, 21–22 Sep 2024, Chennai (SN Main)
- Dr. Chetan Rao – 33rd VRSI-2024 Conference, 6–8 Dec 2024, Guwahati
- Dr. Chetan Rao – Two-Day Retina Conference, 11–12 May 2024, SN Kolkata
- Dr. Debmalya Das – OSWB Mid-term 2024, 24–26 May 2024
- Dr. Dhanashree Ratra – EVRS-2024 Conference, 15–16 Nov 2024, Budapest
- Dr. Dhanashree Ratra – CME 2024, 20 Jan 2025, Kanpur
- Dr. Dhanurekha L – The IERG-2024 Conference, 28–29 Sep 2024, New Delhi (AIIMS)
- Dr. Durga Priyadarshini – The NCNO-2025 Conference, 7–9 Feb 2025, PGIMER Chandigarh
- Dr. Elizabeth Sonu John – The WOS-2024 Conference, 4–6 Oct 2024, New Delhi (Eros Hotel)
- Dr. Girish Rao – 33rd VRSI-2024 Conference, 6–8 Dec 2024, Guwahati
- Dr. Girish Rao – Two-Day Retina Conference, 11–12 May 2024, SN Kolkata
- Dr. Janani Srinivasan – Delhi Retina Meet (DRM-2025 Conference)
- Dr. Jyotirmay Biswas – The ISOO-2024 Conference, 3–7 Dec 2024, Goa

- Dr. Jyotirmay Biswas – USICON-2024 Conference, 4–6 Oct 2024, Chandigarh
- Dr. Kalpita Das – The ISOO-2024 Conference, 3–7 Dec 2024, Goa
- Dr. Kalpita Das – The RETNET-2024 Conference, 8–9 June 2024, Bangalore
- Dr. Kavitha Kalaivani – The POSN-2024 Conference, 21–22 Sep 2024, Bangalore
- Dr. Mrityika Sen – The ISOO-2024 Conference, 3–7 Dec 2024, Goa
- Dr. Mugunthan R – Ocular Surface Workshop, 21–22 Sep 2024, Ahmedabad
- Dr. Muna Bhende – USICON-2024 Conference, 4–6 Oct 2024, Chandigarh
- Dr. Muna Bhende – RIC 2024, 26–27 July 2024, Trivandrum
- Dr. Muna Bhende – 43rd Annual Conference, Karnataka Ophthalmic Society (KOSCON-2024), 22–24 Nov 2024, Koteswara (Udupi)
- Dr. Muna Bhende – 33rd VRSI-2024 Conference, 6–8 Dec 2024, Guwahati
- Dr. Muna Bhende – The Skill Biology Clinix A Confluence Retina Meeting, 21 Dec 2024
- Dr. N. Angayarkanni – The IERG-2024 Conference, 28–29 Sep 2024, New Delhi (AIIMS)
- Dr. Kirthi Koka – Mid-Term Conference of the Oculoplastics Association of India, 12 May 2024, PGIMER Chandigarh
- Dr. Kirthi Koka – The ISOO-2024 Conference, 3–7 Dec 2024, Goa
- Dr. Lingam Gopal – 33rd VRSI-2024 Conference, 6–8 Dec 2024, Guwahati
- Dr. M. D. Shahid Alam – Fracture CME Meeting, 23 Jun 2024, SN Amin (Oculoplasty)
- Dr. M. D. Shahid Alam – OPAI-2024 Conference, 27–29 Sep 2024, Jaipur
- Dr. M. D. Shahid Alam – OSWB Mid-term 2024, 24–26 May 2024
- Dr. Meena Lakshmi pathy – The WOS-2024 Conference, 4–6 Oct 2024, New Delhi (Eros Hotel)
- Dr. N. Radhika – The KERACON-2024 Conference, 6–8 Dec 2024, Bengaluru
- Dr. Niveditha Narayanan – The KERACON-2024 Conference, 6–8 Dec 2024, Bengaluru
- Dr. Parameshwari C. K. – Vision 2020 Conference, 6–7 July 2024, CMC Ludhiana, Punjab
- Dr. Parthapratim Dutta Majumder – Attending USICON-2024 Conference, 4–6 Oct 2024, Chandigarh
- Dr. Pradeep Susvar – 33rd VRSI-2024 Conference, 6–8 Dec 2024, Guwahati

- Dr. Pramod Bhende – 33rd VRSI-2024 Conference, 6–8 Dec 2024, Guwahati
- Dr. Prema Padmanambhan – The KERACON-2024 Conference, 6–8 Dec 2024, Bengaluru
- Dr. Prema Padmanambhan – IIRSI-2024 Conference, 6–7 2024, Chennai
- Dr. R. R. Sudhir – NRCeS Users Meeting on EMR Standards, 3 May 2024, Pune (organised by CDAC)
- Dr. R. R. Sudhir – OphthaQuest 2024, 13–15 Sep 2024, Crown Plaza Gurugram (fully sponsored)
- Dr. R. R. Sudhir – Vision 2020 Conference, 6–7 July 2024, CMC Ludhiana, Punjab
- Dr. Raj Shekhar Paul – OSWB Mid-term 2024, 24–26 May 2024
- Dr. Rajesh P. S. – Attended meeting at Madurai
- Dr. Rama Rajagopal – The KERACON-2024 Conference, 6–8 Dec 2024, Bengaluru
- Dr. Rathini Lilian David – The WOS-2024 Conference, 4–6 Oct 2024, New Delhi (Eros Hotel)
- Dr. Rathini Lilian David – 33rd Annual Conference of the Glaucoma Society of India (GSI-2024), 27–29 Sep 2024, Pondicherry
- Dr. Ronni Jacob George – The KSOS-2024 Conference, 29 Nov–1 Dec 2024, Kochi
- Dr. Ronni Jacob George – 33rd Annual Conference of the Glaucoma Society of India (GSI-2024), 27–29 Sep 2024, Pondicherry
- Dr. Rupak Roy – OSWB Mid-term 2024, 24–26 May 2024
- Dr. S. Ambika – The NCNO-2025 Conference, 7–9 Feb 2025, PGIMER Chandigarh
- Dr. Shantha B. – PG Refresher Programme 2024, 28–30 June 2024, Aravind Eye Hospital
- Dr. Shema Rafeek – Vision 2020 Conference, 6–7 July 2024, CMC Ludhiana, Punjab
- Dr. Shikha Bassi – The NCNO-2025 Conference, 7–9 Feb 2025, PGIMER Chandigarh
- Dr. Shobha Ravishankar – The AIOA-2024 Conference, 21–23 Sep 2024, Chandigarh
- Dr. Shweta Agarwal – The KERACON-2024 Conference, 6–8 Dec 2024, Bengaluru
- Dr. Sonam Poonam Nisar – The ISOO-2024 Conference, 3–7 Dec 2024, Goa
- Dr. Sonam Poonam Nisar – OPAL-2024 Conference, 27–29 Sep 2024, Jaipur



- Dr. Srilikha S. – Genetics MRF Support, The IERG-2024 Conference, 28–29 Sep 2024, New Delhi (AIIMS)
- Dr. Sripriya Krishnamoorthy – CME on Structure–Function in Glaucoma, 31 Mar 2024, JIPMER Puducherry
- Dr. Suchitra Pradeep – USICON-2024 Conference, 4–6 Oct 2024, Chandigarh
- Dr. Sudha Ganesh – USICON-2024 Conference, 4–6 Oct 2024, Chandigarh
- Dr. Sudharshan Sridharan – 33rd VRSI-2024 Conference, 6–8 Dec 2024, Guwahati
- Dr. Sudharshan Sridharan – 43rd Annual Conference, Karnataka Ophthalmic Society (KOSCON-2024), 22–24 Nov 2024, Koteshwara (Udupi)
- Dr. Suganeswari G. – Two-Day Retina Conference, 11–12 May 2024, SN Kolkata
- Dr. Suganeswari G. – The WOS-2024 Conference, 4–6 Oct 2024, New Delhi (Eros Hotel)
- Dr. Sujatha Guha – The INOS-2024 Conference, 21–22 Sep 2024, Chennai (SN Main)
- Dr. Sumita Agarkar – The SPOSIVUE-2024 Conference, 7–8 Dec 2024, Nagpur
- Dr. Sumita Agarkar – The KSOS-2024 Conference, 29 Nov–1 Dec 2024, Kochi
- Dr. V. V. Jaichandran – The GARC 2025 Hall-of-Fame Award
- Dr. V. V. Jaichandran – Award function, 21 Feb 2025, New Delhi
- Dr. Varsha Backiavathy T – OPAI-2024 Conference, 27–29 Sep 2024, Jaipur
- Dr. Varsha Backiavathy T – The KSOS-2024 Conference, 29 Nov–1 Dec 2024, Kochi
- Dr. Varsha Bhambhani – The KERACON-2024 Conference, 6–8 Dec 2024, Bengaluru
- Dr. Veena Bakaran – The ACOIN-2024 Conference, 9 Jun 2024, Jagdalpur (Chhattisgarh)
- Dr. Veena Bakaran – The WOS-2024 Conference, 4–6 Oct 2024, New Delhi (Eros Hotel)
- Dr. Veena Baskaran – Postgrad Cataract CME, 8–9 Mar 2025, Tiruchi
- Dr. Vineet Ratra – The Island FES-2024 Conference, 26–28 Sep 2024, Andaman
- Dr. Vineet Ratra – North Zone Ophthalmic Society, 13–15 Oct 2024
- Dr. Wadke Vidya Arunkumar – 33rd Annual Conference of the Glaucoma Society of India (GSI-2024), 27–29 Sep 2024, Pondicherry
- Dr. Pradnya Senthil Kumar – The AIOA-2024 Conference, 21–23 Sep 2024, Chandigarh
- Dr. Pramod Bhende – The Retinocon-2024 Conference, 4 Aug 2024, Amritsar

### **AIOS-2024 Conference, 12-17 Mar 2024, Kolkata**

Attendees: Dr. Jaichandran V V; Dr. Radhika N; Dr. Ambika S; Dr. Girish Shiva Rao; Dr. Sumita Agarkar; Dr. Pramod S Bhende; Dr. Rathini Lilian David; Dr. Lingam Gopal; Dr. Rajiv Raman; Dr. V. Jaya Prakash; Dr. Shantha B; Dr. Sonam Poonam Nisar; Dr. Smita Panda; Dr. Meena Lakshmipathy; Dr. Reni Philip; Dr. Divya Shetty; Dr. Durga Priyadarshini; Dr. Suganeswari G; Dr. Mona Khurana; Dr. Vidhya Dharani D M; Dr. Prabrisha Banerjee; Dr. Chandana Dutta; Dr. Stuti Somani Agarwal; Dr. Mihir A Lagvankar

### **71st Annual Conference, Tamil Nadu Ophthalmic Association (TNOA-2024), 16-18 Aug 2024, Chennai (Trade Centre)**

Attendees: Dr. Parvadhini A; Dr. Sumita Agarkar; Dr. N. Radhika; Dr. Arshee S Ahmed; Dr. Sharanya Abraham; Dr. Sudharshan S; Dr. B Shantha; Dr. Chetan Rao; Dr. Dhanashree Ratna; Dr. Elizabeth Sonu John; Dr. Suganeswari G; Dr. Jyotirmay Biswas; Dr. Arkaprava Pradhan; Dr. Kavitha Kalaivani; Dr. Mani Baskaran; Dr. Meena Lakshmipathy; Dr. Mrittika Sen; Dr. Vidhya Dharani D M; Dr. Niveditha Narayanan; Dr. Pramod Bhende; Dr. Parthapratim Dutta Majumder; Dr. Ronni Jacob George; Dr. Rathini Lilian David; Dr. Shweta Agarwal; Dr. Akila Ramkumar; Dr. Varsha Backiavathy T; Dr. V. Jaya Prakash; Dr. Vinata Muralidharan; Dr. Chetan Rao

## **INTERNATIONAL CONFERENCES**

- Dr. A. R. Anand – ARVO 2024 Conference, 4-9 May 2024, Seattle, USA
- Dr. Abha Mukund Mashruwala – 16th EGS Congress 2024, 1-4 June 2024, Dublin, Ireland
- Dr. Akila Ramkumar – AAOPOS-2025 Conference, 5-9 Mar 2025, Salt Lake City, Utah, USA
- Dr. Akila Ramkumar – Observership at Miami & WCPOS 2024 Conference, 11-13 July 2024, Malaysia
- Dr. Amala Elizabeth George – WOC 2024 Conference, 16-20 Aug 2024, Vancouver, Canada
- Dr. Amitabh Kumar – RANZCO QLD Branch Annual Scientific Meeting, 30 Aug-1 Sep 2024, Australia
- Dr. Amitabh Kumar – SAO 2024 Conference, 21-23 Sep 2024, Bhutan
- Dr. Chetan Rao – 8th APOTS Conference, 8-10 Nov 2024, Bali, Indonesia
- Dr. Chetan Rao – ASRS 2024 Conference, 17-20 July 2024, Stockholm, Sweden

- Dr. Dhanashree Ratra – OSK-2025 Conference, 28–29 Nov 2024, Kenya
- Dr. Dhanashree Ratra – EURETINA 2024 Conference, 18–22 Sep 2024, Barcelona, Spain
- Dr. Eesh Nigam – ASRS 2024 Conference, 17–20 July 2024, Stockholm, Sweden
- Dr. G. Suganeswari – ASRS 2024 Conference, 17–20 July 2024, Stockholm, Sweden
- Dr. Girish Rao – APOTS, 8–10 Nov 2024, Bali, Indonesia
- Dr. Jaichandran V V – RCAIT-2024 Conference, 24–30 Sep 2024, Madan, Indonesia
- Dr. Jyotirmay Biswas – Inflammatio 2024 Conference, 20–21 Nov 2024, Singapore
- Dr. Kalpita Das – APVRS 2024 Conference, 22–24 Nov 2024, Singapore
- Dr. Kavitha Kalaivani Natarajan – 49th Annual AAPOS Meeting 2024, 7–11 Apr 2024, Austin, Texas
- Dr. Mani Baskaran – ARVO 2024 Conference, 4–9 May 2024, Seattle, USA
- Dr. Meena Lakshmipathy – Observership at Miami & WCPOS 2024, 11–13 July 2024, Malaysia
- Dr. Meena Lakshmipathy – ESCRS 2024, 6–10 Sep 2024, Barcelona, Spain
- Dr. Mona Khurana – 7th Asia-Pacific Glaucoma Congress (APGC 2024), 24–26 May 2024, Manila, Philippines
- Dr. Muna Bhende – ASRS 2024 Conference, 17–20 July 2024, Stockholm, Sweden
- Dr. N. Radhika – WCC-2025 Conference, 20–22 Mar 2025, Washington, DC, USA
- Dr. N. Radhika – ESCRS 2024 Conference, 6–10 Sep 2024
- Dr. Niveditha Narayanan – ASCRS 2024 Conference, 5–8 Apr 2024, Boston, MA, USA
- Dr. Niveditha Narayanan – Observership at Miami & WCPOS 2024, 11–13 July 2024, Malaysia
- Dr. Parthapratim Dutta Majumder – APOTS, 8–10 Nov 2024, Bali, Indonesia
- Dr. Parthapratim Dutta Majumder – ARVO 2024 Conference, 4–9 May 2024, Seattle, USA
- Dr. Pradeep Susvar – APVRS 2024 Conference, 22–24 Nov 2024, Singapore

- Dr. S. Ambika – WOC 2024 Conference, 16–20 Aug 2024, Vancouver, Canada
- Dr. S. Ambika – Philippine Academy of Ophthalmology (PAO 2024), 3–6 Dec 2024, Manila, Philippines
- Dr. S. Ambika – Asian Neuro-Ophthalmic Society Meeting (ASNOS 2024), 6–12 Dec 2024, Hong Kong
- Dr. Sheila John – MIE 2024 Conference, 25–29 Aug 2024, Athens, Greece
- Dr. Shnatha Balekundaru – 16th EGS Congress 2024, 1–4 June 2024, Dublin, Ireland
- Dr. Shweta Agarwal – EAACI 2024 Conference, 31 May–3 Jun 2024, Spain
- Dr. Shweta Agarwal – WCC-2025 Conference, 20–22 Mar 2025, Washington, DC, USA
- Dr. Sripriya Krishnamoorthy – ESCRS 2024, 6–10 Sep 2024, Barcelona, Spain
- Dr. Suchitra Pradeep – AAO 2024 Conference, 18–21 Oct 2024, Chicago, USA
- Dr. Sudha Ganesh – WOC 2024 Conference, 16–20 Aug 2024, Vancouver, Canada
- Dr. Sudharshan Sridharan – AAO 2024 Conference, 18–21 Oct 2024, Chicago, USA
- Dr. Sudharshan Sridharan – IUSG 2024 Conference, 20–21 Nov 2024, Singapore
- Dr. Sudhir Rachapalle Reddi – 36th APACRS 2024 Conference, 30 May–1 Jun 2024, Chengdu, China
- Dr. Sudhir Rachapalle Reddi – ASCRS 2024 Conference, 5–8 Apr 2024, Boston, MA, USA
- Dr. Sujatha Guha – Observership at Miami & WCPOS 2024, 11–13 July 2024, Malaysia
- Dr. Sumita Agarkar – WCPOS 2024, 11–13 July 2024, Malaysia
- Dr. Sumita Agarkar – AAPOS-2025 Conference, 5–9 Mar 2025, Salt Lake City, Utah, USA
- Dr. T. S. Surendran – WCPOS 2024, 11–13 July 2024, Malaysia
- Dr. Vijaya Lingam – 7th Asia-Pacific Glaucoma Congress (APGC 2024), 24–26 May 2024, Manila, Philippines
- Dr. Vijaya Lingam – RANZCO QLD Branch Annual Scientific Meeting, 30 Aug–1 Sep 2024, Australia
- Dr. Vijaya Lingam – Glaucoma Research Society (GRS Congress), 13–16 Nov 2024, Siem Reap, Cambodia

- Dr. Sudha Ganesh – WOC 2024 Conference, 16–20 Aug 2024, Vancouver, Canada
- Dr. Sudharshan Sridharan – AAO 2024 Conference, 18–21 Oct 2024, Chicago, USA
- Dr. Sudharshan Sridharan – IUSG 2024 Conference, 20–21 Nov 2024, Singapore
- Dr. Sudhir Rachapalle Reddi – 36th APACRS 2024 Conference, 30 May–1 Jun 2024, Chengdu, China
- Dr. Sudhir Rachapalle Reddi – ASCRS 2024 Conference, 5–8 Apr 2024, Boston, MA, USA
- Dr. Sujatha Guha – Observership at Miami & WCPOS 2024, 11–13 July 2024, Malaysia
- Dr. Sumita Agarkar – WCPOS 2024, 11–13 July 2024, Malaysia
- Dr. Sumita Agarkar – AAPOS-2025 Conference, 5–9 Mar 2025, Salt Lake City, Utah, USA
- Dr. T. S. Surendran – WCPOS 2024, 11–13 July 2024, Malaysia
- Dr. Vijaya Lingam – 7th Asia-Pacific Glaucoma Congress (APGC 2024), 24–26 May 2024, Manila, Philippines
- Dr. Vijaya Lingam – RANZCO QLD Branch Annual Scientific Meeting, 30 Aug–1 Sep 2024, Australia
- Dr. Vijaya Lingam – Glaucoma Research Society (GRS Congress), 13–16 Nov 2024, Siem Reap, Cambodia
- Dr. Vinata Rajendran – EURETINA 2024 Conference, 18–22 Sep 2024, Barcelona, Spain
- Dr. Vinata Rajendran – APVRS 2024 Conference, 22–24 Nov 2024, Singapore
- Dr. Vineet Ratra – OSK-2025 Conference, 28–29 Nov 2024, Kenya
- Dr. Pramod Bhende – ASRS 2024 Conference, 17–20 July 2024, Stockholm, Sweden
- Dr. Pramod Bhende – APPREA 2024 Conference, 7–9 Nov 2024, Shanghai, China (fully sponsored)
- Dr. Prema Padmanabhan – ARVO 2024 Conference, 4–9 May 2024, Seattle, USA
- Dr. Rajiv Raman – 8th APOTS Conference, 8–10 Nov 2024, Bali, Indonesia
- Dr. Rajiv Raman – ARVO 2024 Conference, 4–9 May 2024, Seattle, USA
- Dr. Rajiv Raman – APVRS 2024 Conference, 22–24 Nov 2024, Singapore
- Dr. Rajiv Raman – APTOS-APOIS-2024 Conference, 14–15 Dec 2024, Hong Kong



- Dr. Rama Rajagopal – WCC-2025 Conference, 20–22 Mar 2025, Washington, DC, USA
- Dr. Rama Rajagopal – WOC 2024 Conference, 16–20 Aug 2024, Vancouver, Canada
- Dr. Ronnie Jacob George – 7th Asia-Pacific Glaucoma Congress (APGC 2024), 24–26 May 2024, Manila, Philippines
- Dr. Ronnie Jacob George – ARVO 2024 Conference, 4–9 May 2024, Seattle, USA



**MEDICAL  
RESEARCH  
FOUNDATION**



Sankara Nethralaya, Padma Bhushan Dr. SS Badrinath Campus,  
41/18, College Road, Chennai 600 006.



91-44-28271616



[mrf@snmail.org](mailto:mrf@snmail.org), [information@snmail.org](mailto:information@snmail.org)



[www.sankaranethralaya.org](http://www.sankaranethralaya.org)





**MEDICAL  
RESEARCH  
FOUNDATION**



Sankara Nethralaya, Padma Bhushan Dr. SS Badrinath Campus,  
41/18, College Road, Chennai 600 006.



91-44-28271616



[mrf@snmail.org](mailto:mrf@snmail.org), [information@snmail.org](mailto:information@snmail.org)



[www.sankaranethralaya.org](http://www.sankaranethralaya.org)

